

WEBBER®

German Quality & Design

Every home deserves a Webber...

When it comes to your dream kitchen and home, there is no need to compromise.

Not on functions. Not on form or design.

Webber kitchen & lifestyle appliances are designed to give you the freedom and assurance to create your perfect kitchen and home.

Every product, from the ovens to the hobs are developed with your lifestyle, demands and safety in mind.

Join us as we unveil the world of Webber. . .



Webber.

Functionality, Quality & Design



If the best things in life are free, Webber comes a close second. How much do you value good design, quality and durability? What about added assurance and total peace of mind?

When it comes to creating our appliances, our team of product designers, professional chefs, culinary aficionados and engineers are committed to developing products that suit your lifestyle & habits; products that add comfort and convenience to your daily lives. Products which do not compromise on functionality, designs and safety.

How is this made possible? For Webber, that means a lifestyle and culinary collection that is curated from the best design, materials, craftsmanship and finishing; backed by stringent quality checks from inception to the final delivery to our customers' home.



1.



2.



5.



3.



4.

1. Telescopic racks on ovens make it easier to check on cooking progress and added safety. 2. Space saving but high suction power hoods and wok burners for heavy Asian cooking 3. Fridges designed for Asian climate & storage needs 4. Multi-tasking appliances for fast and easy weekday meals. 5. Easy to clean induction hobs and self cleaning ovens reduces time spent on chores and reduces needs for harsh cleaning chemicals.



Every home deserves a Webber

Webber full collection of cooking, cooling and lifestyle appliances are designed for every modern home.

2



Edel Collection: 60cm Ovens

The full range of built in 60cm electric and gas ovens. Choose from different product specifications that include self cleaning pyrolytic function.

28



Sustainability

Read about Webber's commitment to environmental protection from our product design right up to delivery at your doorsteps.

12



Harmonie Collection: Compact Ovens

Consists of the all in one oven, combi ovens and steam ovens in 45cm and 48cm height.

40



Quality

Webber's Quality and Aftersales service commitments that offer up to 60 months' warranty against manufacturer's defects.

15



Prazision Collection: Induction & Vitro Hobs

Induction and vitroceramic hobs in 60cm and 30cm. Discover the benefits of green cooking on induction hobs to save time and energy!

54



Projects Showcase

Webber quality appliances are fitted in some of Indonesia's most exclusive residential developments and commercial establishments. See some of the showcases here.

18



Stärke Collection: Asian Gas Hobs

Designed for Asian wok cooking, the Stärke collection boasts of 3 models in 60 and 80cm with triple ring wok burners.

62



Leicht Collection: Gas on Glass & Stainless Steel

Discover the embodiments of style and practicality on Webber's glass and stainless steel gas hobs in 30, 60, 70 and 90cm.

66



Cooling Collection: Integrated Fridges

Available in 2 models, the 60cm integrated fridge freezers fit into every modern kitchen. Tropicalised for our warm and humid climate.

98



Frisch Collection: Suction Hoods

High suction power hoods certified by INTETEK and designed for Asian cooking. Available in different styles and dimensions, with built in carbon filters and ionisers to offer clean fresh air in your kitchen!

74



Cooling Collection: Retro Fridges

Add a touch of class to your home with the new retro fridges. Made in Italy, they are highly functional, durable and boast of quality finishing.

102



Glatt Collection: Free Standing Cookers

Made in Italy and designed with German's precision and quality, the premium collection is available in 3 designs. The basic collection is available in both 90cm & 60cm for gas cooking.

84



Cooling Collection: Fridge Drawer

Every kitchen needs a smart and handy helper like the Webber fridge drawer. Installed under a countertop, it provides quick access to your ingredients.

106



Outsign Collection: Outdoor Cooking

Designed and made in Alsace, France, the Outsign collection designed by chefs for outdoor cooking. Choose from a range of accessories to make outdoor cooking healthy and entertaining!

94



Weinefest Collection: Wine Cellars

Select from 3 different sizes and storage capacity for your fine wines. Available in dual temperatures and triple ply UV resistant glass door and wooden shelves for ideal wine storage!

108



Lifestyle Collection: Water Dispenser 112

Designed for direct connection to tap or bottled water, Webber Water Dispenser offers you hot and cold water at your fingertips.



Lifestyle Collection: Capsules Coffee Machines 114

Built with Italian pumps, Webber coffee machines offer you the perfect coffee in just a simple touch of a button. Selected models come with milk frothers too.



Built-in Guide &: Specifications 118

Before installation, please read through this helpful guide and specification to ensure you maximise your appliances to their fullest lifespans. Ensuring the right electrical supply will also prevent any damages to your appliances.



Webber Galleries & Service Centre 138

Webber Product Galleries and Service Centre addresses and contacts for your easy reference.

You are most welcomed to visit any of our Webber Galleries to try out the appliances!



Germans have unrelenting demands for quality and durability; I'm glad these and more are found on Webber appliances. Join me and discover the joy of cooking on Webber like I do!

Christian Bruhns
Celebrity Chef & Webber Product Developer

Webber's commitment to Sustainability



The need for energy and resources conservation and environmental protection has never been more important in this century.

This is why Webber believes that every appliance we offer should create the least environmental impact.

From the drawing boards in Germany, to production in our factories, right up to the delivery of Webber appliance at your doorstep, every effort is made to ensure the least carbon footprint is generated.

Webber's range of appliances are equipped with energy savings features and easy to clean cooking surfaces that reduces the need for harsh cleaning chemicals.

By building durable appliances that are equipped with energy saving features, Webber aims to create less consumer disposable waste and to conserve nature's valuable resources.



1.



2.



6.



3.



5.



4.

1. Webber hoods are INTETEK certified for efficiency and equipped with energy saving LEDs & carbon filters & ionisers to refresh the air 2. Durable high quality products that withstand daily use reduce the needs for landfills 3. Features such as pyrolytic self cleaning on ovens reduces the need for harsh household chemicals 4. Sustainability starts from the design stage of all Webber appliances. 5. All Webber ovens are rated Class A in the European Union Energy Labelling Scheme 6. Webber induction hobs saves up to 45% more energy compared to conventional hobs.



Webber appliances are conceptualised based on our values of German Quality & Design. Our appliances are crafted with high quality materials and designed with the latest trends and innovations in mind.

Quality & Aftersales commitments

Webber's commitment to quality extends beyond offering you a good product. We are committed to offering you a total peace of mind when it comes to the quality, functionality and safety of your Webber appliances.

Besides the stringent quality controls during the production process, all Webber appliances undergo another round of quality checks when they arrive in our warehouses.

All Webber appliances are covered under a minimum of 24 months' warranty from the date of purchase.

| | |
|-------------------|--|
| 5 years warranty: | Hoods' Motors Casings Hobs' Base Casings Stainless steel hobs surfaces |
| 3 years warranty: | Glass hobs surfaces Gas & Electric ovens glass doors Hoods motors Microwaves ovens' magnetrons |
| 2 years warranty: | Motor turnspit Gas valves Oven doors gaskets Fuse Burners Electric & Gas ovens heating elements Ignition generator on all gas hobs |

Trust the experts!



When it comes to developing the ideal cooking functions and features to put on our kitchen appliances, we believe that professional chefs would know better!

This is why we have Chef Christian Bruhns and Chef William Wongso sitting on our product development team! As our Webber Chef-Ambassadors, both chefs are contributing their valuable culinary expertises to our product design to continuously improve our appliances.

Harnessing the experiences of both chefs in European, International and Asian cuisines, Webber is able to offer cooking appliances that cater to the diverse demands of chefs and cooking afficiandos. Modern technologies for traditional recipes?

Yes, it's available on Webber!



Celebrity Chef Christian Bruhns
Webber Chef – Product Developer

Hailing from Germany, with more than 28 years of culinary experience gained from his various stints in Europe and Asia such as Hilton Shanghai and St. Regis Singapore; Chef Christian Bruhns strongly believes that the best cuisine can only be produced with the freshest ingredients and efficient cooking appliances. That is why he has came up with a Principle 5S Design when it comes to developing Webber appliances; Safe, Strong, Smart, Sophisticated and Sleek!

Celebrity Chef William Wongso
Webber Culinary Consultant

Internationally acclaimed Chef William Wongso, also known as the “Father of Indonesian cuisines” is an advocate of smart cooking appliances that offer ease of use and convenience while preserving the true origins and taste of the cuisines. His favourite appliance is the Webber’s All-in-One oven that allows him to grill, roast, bake, microwave or steam fresh ingredients separately or as a combined function; allowing him to enjoy the ease of modern technologies while maintaining the traditional taste of his favourite cuisines.



Webber Showcase: Fitted in the most prestigious residential and commercial developments

Webber has won many loyal fans among developers, architects and interior designers who demand both form and functionality in their choice of appliances.

In the following pages are showcases of Webber appliances in some of Indonesia's most prestigious residential and commercial developments.

Some of the developments fitted with Webber:

Residential Developments:

- Capitol Suites, Jakarta
- La Maison Barito, Jakarta
- Lavish Kemang, Jakarta
- Menteng 37, Jakarta
- Oakwood Serviced Apartments, Surabaya
- Puri Mansion, Jakarta
- The Elements, Jakarta
- The Lana, Jakarta
- The Royal Springhill Residences, Jakarta
- St Regis Residences, Jakarta

Commercial Developments:

- Atico, Jakarta
- Barrels by Javanegra, Jakarta
- Mövenpick Hotel, Bali
- Café Degan, Bali
- MoVida, Bali
- Taverna 212, Jakarta
- Villa Selong Selo, Lombok





St Regis Residences

One of Jakarta's most highly coveted address, The Residences at The St. Regis Jakarta features three types of apartments: a 3-bedroom Sky Residence occupying 355 to 373 square meters; the Sky Villa, a 750 square meter, 4-bedroom unit; and the Sky Palace, featuring over 1,250 square meters.

Designed by the internationally recognized architect, Richard Keating, the St. Regis Hotel & Residences is situated in a highly coveted address on one of Jakarta's most prestigious streets in the financial district.


Webber hoods and gas hobs are fitted in the wet kitchens and Webber wine cellar fitted in the dry kitchens.

La Maison Barito

Developed by renowned Duta Anggada Group, La Maison is located in the most strategic location in the heart of Southern Jakarta. Made up of 2 (127m²) and 3-bedrooms (169m²) residences, La Maison is developed in a modern architecture design with space efficiency and high-end finishing to complement the metropolitan lifestyles of the residents.

Offering a premium service level and popular facilities at the residence, La Maison Barito is also recognised as one of Jakarta's top quality construction and innovative architecture.

Webber built in microwaves oven are fitted in the sleek kitchens.





Capitol Suites

Designed by award-winning interior designer - Genius Loci, Capitol Suites offers an opulent exclusive residence. With an exquisite and modern facade designed by one of Singapore's most prominent architects, Capitol Suites consistently work to deliver you a living space of exceptional beauty.

Made up of studios, 2-bedrooms and 3-bedrooms units, each apartment is artfully designed to harmonize with the green vista and make use of the plentiful natural light. Elegant and soft tone finishing are complemented by luxurious marble surfaces and classy fittings. Luxurious facilities such as infinity pool and fitness centre are offered alongside 5 star services by Coldwell Banker.

Webber hoods, gas hobs and microwaves ovens are fitted in the modern kitchens.



The Elements

The Elements is one of the most exclusive apartments in the strategic business of Kuningan, South Jakarta. Developed by Sinar Mas Land, this new residential project consists of two majestic towers, surrounded by office area and a shopping center.

Tower 1 consists of 32 floors with 120 unit apartments and Tower 2 consists of 39 floors with 252 unit apartments made up of 2 and 3-bedrooms.

Equipped with various facilities, such as Outdoor Playground Area, Multi-Function Rooms, Wellness, Gym, Spa, Swimming Pool, Library, Mini market, Concierge, and much more, the Elements is equipped with European fixtures and fittings.

Webber hoods and gas hobs are fitted in the wet kitchens.





The Royal Springhill Residences

As the first "green certified" high rise apartments in Indonesia, the eco-friendly and green development is located in the central city of Jakarta.

With 6 towers of 32 storeys, each apartment has its own private courtyard to optimise the natural air cooling system. Made up of 460 units consisting of 1-bedroom, 2-bedrooms and 3-bedrooms, every room is designed to let in natural light and air circulation.

Built as an urban forests with eco friendly features such as sky café, sky garden and a floating clubhouse, it is no wonder Webber are the appliances of choice for this eco-residences!

Webber hoods and gas hobs are fitted in the open kitchens.



Oakwood Serviced Apartments

Soon to be launched, The Oakwood Serviced Apartments is developed by MNC Land, one of Indonesia's most established property developer.

Designed to meet the needs of the globally mobile individuals in different stages of their lives – from a studio suited to the urban single explorer to more spacious apartments with room to move for families, the serviced apartments aim to provide every luxury comfort to its residents.

Equipped with Webber hoods, induction hobs and combi-microwave ovens, guests and residents can enjoy the full comfort of a home kitchen!



Commercial Developments fitted with Webber

Webber's wide range of lifestyle and kitchen appliances are fitted in many dining establishments, especially the Wine Cellars, Fridges and Capsules Coffee Machines.

Designed for high performance coupled with features adapted for Asia's warm climate, Webber appliances are a popular choice.

Webber offers up to 5 years' warranty against manufacturer's defects and next day after-sales servicing; which offers total peace of mind to our customers who may be using the appliances around the clock in their operating venues.



Webber fridge-freezer from Italy adds character to Taverna 212, Jakarta

For the perfect brew in the comfort of the hotel rooms



Webber Capsule Coffee Machines are offered in all the rooms of the following hotels and villas:

- The Dharmawangsa, Jakarta
- The Gunawarman, Jakarta
- Intercontinental Dago Pakar, Bandung
- Villa Duan, Bali
- Alaya, Ubud - Bali
- Selong Selo, Lombok
- Movēnpick Hotel & Resorts, Jimbaran - Bali

Equipped with an Italian 19 bars pressure pump, Webber coffee machines offers barista - standard coffee: Espresso or Lungo setting



Café Degan Cooking Studio, Bali



Webber Wine Cellars form an impressive display of wine collections in Movida, Katamama, Bali



"Webber appliances are reliable, user-friendly and sleek!"

Celebrity Chef Degan

Endorsed by chefs and cooking studios, Webber appliances are fitted in Chef Degan's cooking studio in Café Degan, Bali and Chef William Wongso's food lab.

Milestone Culinary Institute in Jakarta is also fully equipped with Webber full range of kitchen appliances for the professional culinary classes.

F&B establishments such as Atico, Taverna 212, Barrels by Javanegra and Movida in Katamama Bali are also proudly equipped with Webber's range of cooling & lifestyle appliances.

60cm Built-in Ovens: The Edel Collection



Webber 60cm Ovens Edel Collection are designed to match the 45cm Harmonie Collection Compact Ovens.

The same sleek linear lines framing black glossy glass lends a modern touch to any kitchen configurations!




FULL TELESCOPIC RACK

The telescopic rack allows you to check on your cooking effortlessly. You can easily extend the baking tray all the way out of the oven cavity to baste your meats or remove heavy roasts without worry of tipping hot trays!

60CM BUILT IN OVENS: THE EDEL COLLECTION

Experience the joys of cooking!

Webber knows what professional and home chefs need when it comes to roasting, grilling and baking! Besides perfect cooking results, we have equipped our ovens with a host of user-friendly and safety features to give you added peace of mind!



PYROLYTIC SELF-CLEANING

The oven automatically burns off any residue grease or stains in the oven cavity, all you need is a damp cloth to remove the carbon residues. A safety feature ensures that the door is automatically locked until the temperature in the oven has cooled down to a safe level. No more messy clean ups or the need for detergents!



4 LAYERS GLASS DOOR

All pyrolytic ovens are equipped with quadruple glazed glass panels to ensure that the outer door temperatures are kept as low as possible even during pyrolytic cleaning.



COOL DOOR DESIGN

Webber ovens are equipped with Cool Door system to guarantee maximum security in your kitchen. Whilst cooking, you can be sure that the oven door temperature is always safe. The glass panels and reflective films ensure heat stays inside the oven cavity, keeping the outside door temperature cool.

Chefs love using ovens for their many functions; be it roasting, grilling, baking or just keeping food warm. Webber brings to the home kitchen a full collection of ovens of different capacities and functions to tailor to all your culinary requirements!

Packed with features such as Pyrolytic Self Cleaning, Touch Controls and Digital Timer to keep track of your cooking, you will be suitably impressed with the perfect cooking results.



SENSOR TOUCH CONTROL

Innovative Sensor Touch controls means you have everything at your fingertips for easy accessibility to the oven's full functions. The large display provides easy visibility with user-friendly timer and functions displays.



CHOICE OF KNOBS CONTROLS

For those who prefers knobs control can choose between Easy-Tronic Pop-Up Knobs for ease of use and cleaning or mechanical turn knobs that work well with greasy fingers!



EASY CLEAN ENAMEL CAVITY

All Webber ovens come with Enamel Kleen. This special grey coating is scratch resistant & designed to withstand chemical erosion like lemon juices, etc. Each roasting and grill pan are also treated with the same protective coating to make your oven cavity and cooking accessories looking new and clean!



FULLY REMOVABLE DOOR WITH FULL INNER GLASS

All Webber ovens come with easily removable oven door for easy cleaning and accessibility to the oven's interior.

LARGE CAPACITY COOKING

Offering up to 25% more space than conventional 60cm ovens, the spacious interior means you can prepare larger food quantity with better cooking results thanks to better air circulation.



FULL INNER GLASS DOOR

Built for easy cleaning, the full inner glass door has no unsightly joints or screws and can be easily removed for cleaning. The use of an advanced heat reflective glass for the inner door means that the outside door surface remains cool.



With up to 10 different cooking functions, from conventional cooking to double grilling with fan, Webber offers you the flexibility to prepare different cuisines, be it roasting, grilling, baking or even defrosting!

Ten Functions Oven



CONVENTIONAL COOKING

Ideal for:
Roasting / Baking

Suitable for baking (bread, cakes) and roasting on a single shelf (such as searing red meats). Oven needs to be pre-heated.



TOP
ELEMENT ONLY

Ideal for:
Meringues / Pies / Lasagne

The top heat browns gently for a great mouthwatering finish to dishes such as gratin or dishes with cheese toppings.



BOTTOM
ELEMENT ONLY

Ideal for:
Pastries/ Pizzas / Slow Cooking

Great for pastries and pizzas where a crispy base is desired. Also for slow cooking dishes such as stews & casseroles.



ROTISSERIE

Ideal for:
Poultry such as whole chicken, duck & turkey

Can be used with most of the oven's functions particularly the grilling functions for even crisp browning and minimise spitting.



DOUBLE GRILLING

Ideal for:
Pizzas / Quiches

The inner and outer heating elements work simultaneously to offer rapid & even grilling; effectively browning the top surface of the food item.



CONVECTION + FAN

Ideal for:
Simultaneous cooking on 3 levels / Baked seafood / Roasting meats

Combines the benefits of fan and conventional cooking; convenient & time saving for cooking different food items at the same time.



CONVECTION

Ideal for:
Cookies / Muffin / Small food items such as canapes / Tartlets

Allows batch cooking on several shelves at the same time.



DEFROST

Ideal for:
Gentle thawing of meats / Seafood / Desserts

Gentle and quick defrosting and thawing of ready made dishes like cream filled items & delicate meats like seafood.



DOUBLE GRILLING + FAN

Ideal for:
Grilling meat & seafood / Sausages

Top & Bottom heat combined with fan for even cooking, also suitable for roasted vegetables & grilling different food items together.



LAMP FUNCTION

All models include an additional interior oven light; which enables the user to observe the cooking progress without opening the oven door.



Please refer to individual product's specifications for full details.

The Edel Collection:
Gas Oven

Traditional Cooking with Energy Savings

Webber Gas Oven is a suitable alternative to the electric oven when you do not want to worry about electric outages.

Fueled by natural gas, our gas oven is designed for those who want a clean and affordable choice in cooking.

Natural gas costs less than electricity. If you do a lot of heavy cooking, an oven fueled by natural gas may make a better choice for you.



Automatic Ignition and Gas Safety Device are equipped on all Webber Gas Ovens



Convection Fan Forced Cooking with Top & Bottom Heat Controls ensures precise and even cooking results!

Seven Functions of
Webber Gas Oven



Gas Cooking with top & bottom heat control



Convection for even heating. Ideal for cookies & cakes



Top Element for gratins & lasagne



Bottom Element for pizzas & pastries



Rotisserie for use with all oven's functions. Ideal for poultry



Defrost for all food types



Lamp Function for clearer view

Features

60cm Built-In Oven

- 70L Electric Oven
- 10 Multi-function Fan function
- Defrost Function
- Sensor Touch Control
- Full LCD Electronic Display
- 9 Hour Digital Timer
- Fan Forced Cooking & Ventilation System
- 5 Shelves Position With Removable Side Racks
- Interior Lamp: 25W

Safety

- Double Glazed Ventilated Cool Door

Cleaning

- Enamelkleen Oven Interior
- Fully Removable Door

Included Accessories

- Full Telescopic Rack
- 1 Rotisserie
- 1 Enamelkleen Baking Tray
- 1 Enamelkleen Deep Roasting Tray
- 2 Chrome Baking Racks

Technical Specifications

- Max Power: 3000W
- 220-240V/50-60Hz
- Max Current: 14A
- Actual Dimensions: W595xD575xH595mm

Energy Rating

- Class A

SE470103EX



Features

60cm Built-In Oven

- 65L Electric Oven
- 9 Multi-function Fan function
- Defrost Function
- Mechanical Knobs with Timer
- Fan Forced Cooking & Ventilation System
- 5 Shelves Position with Moulded Side Racks
- Interior lamp: 25W

Safety

- Double Glazed Ventilated Cool Door

Cleaning

- Enamelkleen Oven Interior
- Fully Removable Door

Included Accessories

- 1 Rotisserie
- 1 EnamelKleen Baking Tray
- 2 Chrome Baking Racks

Technical Specifications

- Max Power: 3000W
- 220-240V/50-60Hz
- Max Current: 14A
- Actual Dimensions: W595xD575xH595mm

Energy Rating

- Class A

SE465091EX



Features

60cm Built-In Oven

- 65L Electric Oven
- 10 Multi-function Fan function
- Defrost Function
- Easy-Tronic Control with Pop Up Rotary Knobs
- Digital LED Display
- 9 Hour Electronic Clock with Timer
- Fan Forced Cooking & Ventilation System
- 5 Shelves Position with Moulded Side Racks
- Interior lamp: 25W

Safety

- 4 Layers Cool Door
- Automatic Door Lock during Pyrolytic Cycle

Cleaning

- Pyrolytic Self Cleaning Function
- Enamelkleen Oven Interior
- Fully Removable Door

Included Accessories

- Full Telescopic Rack
- 1 Rotisserie
- 1 EnamelKleen Baking Tray
- 2 Chrome Baking Racks

Technical Specifications

- Max Power: 3200W
- 220-240V/50-60Hz
- Max Current: 14A
- Actual Dimensions: W595xD575xH595mm

Energy Rating

- Class A

SP465104EX



Features

60cm Built-In Oven

- 60L Full Gas Oven
- 6 Multi-function Fan function
- Defrost Function
- Mechanical Knobs with Timer
- Fan Forced Cooking & Ventilation System
- 5 Shelves Position with Removable Side Racks
- Interior lamp: 25W

Safety

- Automatic Ignition
- Gas Safety Device
- Triple Glazed Door

Cleaning

- Easy Clean Enamel Cavity


Included Accessories

- 1 Rotisserie
- 1 Baking Tray
- 1 Chrome Baking Rack

Technical Specifications

- Gas Setting: LPG
- Gas Power: 2500W
- Electric Power: 2200-3100W
- 220-240V/50-60HZ
- Actual Dimensions: W597xD543xH597mm

SE46061GB



Compact Ovens: The Harmonie Collection

Webber offers a diverse range of compact ovens; ideal for different kitchen configurations and cooking needs.

Combining speed, modern technology designed to enhance traditional cooking, these ovens are ideal complementary add-ons for your standard ovens or on its own.

Offering compact space saving and convenience of use and a combination of cooking functions such as Grill, Roast, Bake, Steam, Microwave and Steam Assisted, you will be spoilt for choice!





THE ALL-IN-ONE COMPACT OVEN: MA4343X

Be your very own Masterchef!

The unique MA4343X All In One oven is a wonderful multi-tasker – Convention, Grill, Microwaves, Steam! You can use the function on its own or in combi modes (eg. Roast with Steam or Grill with Microwaves Cooking!)

Equipped with revolutionary technology that allows you to achieve the best cooking results with energy and space savings while harnessing the benefits of speed, efficiency and convenience to achieve wonderful cooking results!



Saves cooking time and energy!

COMBI COOKING FEATURE

Compared with traditional oven cooking, use of the combi mode with microwaves on top of conventional cooking reduces cooking time by 20% without compromising the cooking results!

User Friendly Features Means No Sweat Cooking!



Touch Screen Control with LED Display & Water Tank Indicator



Fully Removable & Easy to fill Water Tank for convenience



Smooth & easy to clean surfaces

STEAM ASSISTED FEATURE

Steam can be added during the roasting or microwaving process to retain the moisture and textures of delicate food such as poultry & fish. Cooking process can now be shortened for recipes that requires steaming before grilling or roasting!

Multifunctional & Combined Cooking to save time and energy!



Steam Assisted Feature

To retain moisture for juicier roasts



Microwaves

For fast cooking or reheating



Grill

For a nice crispy finishing



Combi Cooking Feature

To save time & achieve better cooking results



Convention

For traditional recipes like cakes and roasts



Pure Steam

Excellent for tender food like fish, vegetables & eggs

Pure Steam and Combi Steam Compact Ovens:

Pure joy of Steam Cooking Healthy Eating has never been easier!

To best preserve the vitamins and minerals in food, steam cooking is the most ideal method. Webber Combi Steam & Pure Steam Ovens are created to combine the benefits of steam cooking with smart technology to maintain the food's natural texture, taste, colour and aroma.

With the ME5284X Combi Steam Oven, steam can be activated during the roasting and grilling process to retain the tenderness & juiciness of the meat. Combined Steam is also ideal for bread baking and for yeast dough that rises flawlessly!

Various Functions of Steam:



BLANCHING
To seal in the flavor and aromas of fresh vegetables and delicate ingredients



REHEATING
Delicate cuisines can be easily reheated without compromising texture or drying out



DEFROSTING
Easily defrosts frozen food and vegetables without cooking them



KEEPING WARM
Food can keep warm for up to an hour after cooking without opening the door



GENTLE COOKING
Taste the real freshness of your food without any seasonings or addition of oils or fats!



REHYDRATING
Great for adding moisture and crunch to dehydrated fruits

Steam is activated to gently cook the food to retain the juices during the roasting process.



COMBI-MICROWAVES COMPACT OVEN: MC4442X

Perfect Blend of Form and Functionality!

Offering sleek aesthetics with classy back-lit turn-knobs and LED display, the MC4442X is the best of both worlds with its smart functions easy-tronic combining the traditional goodness of oven cooking with the speed of microwaves!

The high power grill of 1750W allows you to do a perfect browning quickly!



44L Convection Oven with Top Grill and Microwaves offer you conventional oven cooking with speed of fast grilling and microwaves cooking!



Defrost by Weight Programme ensures no over or under defrosting; ideal for delicate seafood



Fast Pre-heating up to 230°C in 5 mins and End of Cooking signal features are ideal for dishes which requires precise cooking duration & temperature

Top Grill can be activated to give a fast crispy finish for vegetables and lasagne



10 Auto-Menu to select the ideal cooking time and duration based on food's weight

3 Combined Cooking Feature allows you to programme up to 3 power levels and cooking time at once

Features

45cm Compact Oven

- 34L Convection + Microwaves + Steam
- Top Grill
- Convection Fan & Heater
- Stainless Steel Cavity
- Stainless Steel Front + Handle
- 40 Auto Menu
- Steam Cooking Range: 50°C to 100°C
- Defrost by Weight
- End of Cooking Signal
- Timer: 95 minutes
- Fast Preheating – 5 min to 230°C
- Interior Light

Safety

- Overheat Protection
- Short-circuit Protection
- Child Safety Lock

Included Accessories

- 1 Long Grill Rack
- 1 Short Grill Rack
- 1 Enamel Grill Rack

Technical Specifications

- Microwaves Output: 900W / 5 Levels
- Top Grill Power: 1200W
- Convection Heater: 1750W
- Steam Output: 1500W
- Water Tank: 1.2L
- 220-240V/50-60HZ
- Max Output: 20A
- Actual Dimensions: W594xD550xH454.5mm

MA4343X



Features

45cm Compact Oven

- 34L Pure Steam
- Stainless Steel Cavity
- Sensor Touch Digital Control
- Stainless Steel Front + Handle
- Touch Digital Control
- Steam Cooking Range: 50°C to 100°C
- 20 Auto Cooking Menus
- Defrost by weight
- Timer: 95 minutes
- Interior Light

Safety

- Overheat Protection
- Child Safety Lock

Included Accessories

- 1 Steam Tray

Technical Specifications

- Steam Power: 1550W
- Water Tank: 1.2L
- 220-240V/50-60HZ
- Actual Dimensions: W594xD550xH454.5mm

MS4341X



Features

45cm Compact Oven

- 44L Convection + Microwaves
- Top Grill
- Convection Fan & Heater
- Stainless Steel Cavity
- Stainless Steel Front + Handle
- Microwave Distribution: Turntable
- Turntable Diameter: 360mm
- 10 Auto Menu
- Defrost by Weight
- 3 Combine Cooking Types
- End of Cooking Signal
- Timer: 95 minutes
- Fast Preheating – 5 min to 230°C
- Interior Light

Safety

- Overheat Protection
- Short-circuit Protection
- Child Safety Lock

Included Accessories

- 1 Long Grill Rack
- 1 Short Grill Rack
- 1 Enamel Grill Rack

Technical Specifications

- Microwaves Output: 900W / 5 Levels
- Top Grill Power: 1750W
- Convection Heater: 1750W
- 220-240V/50-60HZ
- Max Output: 20A
- Actual Dimensions: W594xD550xH454.5mm

MC4442X



Features

45cm Compact Oven

- 28L Convection + Grill + Steam
- Stainless Steel Cavity
- Sensor Touch Digital Control
- Stainless Steel Front + Handle
- Steam Cooking Range: 50°C to 100°C
- Convection Cooking Range: 100°C to 230°C
- High Temperature Steam Function
- Sterilization Function
- Keep-Warm Function
- Defrost by Weight
- Timer: 95 minutes
- Interior Light

Safety

- Overheat Protection

Included Accessories

- 1 Steam Tray
- 1 Base Tray
- 1 Grill Rack
- 1 Insulated Glove
- 1 Cleaning Sponge

Technical Specifications

- Steam Power: 1600W
- Top Convection with Grill Power: 1200W + 400W
- Water Tank: 1.3L
- 220-240V/50-60HZ
- Actual Dimensions: W595xD460xH450mm

ME5284X



MICROWAVES WITH GRILL COMPACT OVEN: MG4281X

With its sleek stainless trim with glossy black glass and turn-knob, the MG4281X fits into any kitchen design. Built with functionality and quality, it is one of the best kitchen helper!



Offering the speed and convenience of microwaves cooking with an option to turn on the top grill to add crisp, melt cheese or have a nice browning to your cuisines!

With 10 Auto-Menu, all you need to do is to key in the weight of the food, and the oven will automatically determine the ideal cooking power and duration! No more guessworks!



Defrost by Weight Programme ensures no over or under defrosting; ideal for delicate seafood



10 Auto-Menu to select the ideal cooking time and duration based on food's weight



28L Microwaves Oven with Top Grill offers speed of fast grilling and microwaves cooking!

Features

38cm Compact Oven

- 28L Microwaves + Grill
- Stainless Steel Cavity
- Stainless Steel Front
- Knob & Soft Touch Controls
- 2 Combine Cooking Type
- 10 Auto Menu
- Defrost by Weight
- Defrost by Time
- Electronic Clock
- +30 Sec Selection
- Speed Cooking
- End of Cooking Signal
- Interior Light

Safety

- Safety Cut Off
- Permatron Protection
- Child Safety Lock

Included Accessories

- 1 Glass Tray
- 1 Grill Rack

Technical Specifications

- Microwaves Output: 900W
- Grill Power: 1100W
- 220-240V/50-60HZ
- Max Output: 10A
- Actual Dimensions: W595xD410xH388mm

MG4281X



Hobs Collection

Webber's wide collection of hobs designed for Asian Cooking are available in different configurations for the ideal cooking layout.

Designed with the latest technology and safety components, the full collection of Gas Hobs, Induction & Vitroceramic are also sleek and beautiful to look at!

INDUCTION HOBS:
THE PRAZISION COLLECTION
EXPERIENCE COLD HEAT TECHNOLOGY

Induction technology is the safest form of cooking. Webber Induction Hobs are equipped with Auto Pan Detection sensor, Over heating protection, Overflow protection, Auto Switch Off, Child-lock protection and Power Surge protection.

FAST, POWERFUL & PRECISE
COOKING CONTROLS

Webber induction hobs allow you to prepare all kinds of cuisines with its adaptable cooking power. With up to 9 heat settings, you can choose the most gentle (50w) for melting of chocolates to the most intense (2500W) for deep frying or fast boiling. Due to its instantaneous rise in temperature, the boiling point is achieved at least twice faster than conventional hobs!



TIME SAVINGS

Webber induction heats up twice faster than a ceramic or gas hob because the heat is instantaneous with all energy directed into the cookware instead of heating the hob's surface.

GREEN COOKING

Webber induction and vitroceramic hobs are made of German Schott Ceran vitroceramic glass with no harmful components to the environment.

CONSTANT & UNIFORM HEAT

The heat generated on induction cooking is uniform and even, making it ideal for preparing pancakes, crepes as well as fast searing of red meat with its constant and intense heat!

ENERGY SAVINGS

Induction cooking offers a host of benefits especially in the energy savings. Compared to gas hobs, induction harnesses up to 83% of the energy used to heat the exact diameter of the cookware compared to only 50% on gas cooking!

Induction cooking reduces the user's risks of exposure to carcinogenic carbon particles since there is no open flame or carbon emission during the heating process.

SCHOTT
CERAN®

Webber hobs are made with Schott Ceran glass ceramic which are highly resistant to thermal shocks. Durable, sustainable and safe.

COMPARISON OF INDUCTION COOKING TO OTHER CONVENTIONAL HOBS:
To heat 1 litres of water from 20°C to 95°C

| | Output power | Achieved power | Energy Efficiency | Time to boil |
|--------------------|--------------|----------------|-------------------|--------------|
| Gas | 3.5 kW | 1.75 kW | 50% | 5m 6s |
| Electric Hot Plate | 2 kW | 1.10 kW | 55% | 6m 40s |
| Vitroceramic | 1.8 kW | 1.08 kW | 60% | 6m |
| Induction | 2.5 kW | 2.25 kW | 90% | 2m 40s |



INDUCTION HOBS: THE PRAZISION COLLECTION

Webber Induction Hobs are packed with a host of safety and user-friendly features. It is one of the most energy efficient and environmentally-friendly cooking methods as well as the safest way too cook!

AUTOMATIC COOKWARE DETECTION & CUT-OFF SAFETY

In the absence of a cookware, the induction will not heat up. Once the cookware is removed, the hob will shut down after 1 minute. There is also no accidental heating up of metallic objects such as forks or knives as the induction will only work with a surface area of at least 12cm in diameter!

CHILD LOCK FOR ULTIMATE SAFETY

To prevent accidental start up of the induction hobs, you can activate the child lock safety device. You can also activate the device during the cleaning process.

RESIDUAL HEAT INDICATORS

Induction Cooking is one of the safest as heat does not dissipates from the hob but induced directly in the cookware. Therefore the area surrounding the cookware remains cool.

After cooking, once the cookware is removed, the residual heat indicators will light up if the hob's surface temperature is above 60°C & above.



EFFICIENT COOKING FOR ALL TYPES OF CUISINES

Be it deep frying, fast boiling, fast searing, simmering, tempering, Webber Induction Hob offers you effortless cooking!

On the BI7604XT model, you can adjust the cooking power to the max (3000W) by just one touch! Ideal for fast cooking such as searing of scallops and beef without overcooking!

The unique Keep Warm Function allows you to keep your sauces, soups and even cheese or chocolate fondue warm without burning!



Fast searing of delicate ingredients is made easy with the Booster function.



WEBBER INDUCTION HOB: BI7604XT MADE IN GERMANY FOR THE MODERN ASIAN HOMES

Designed and Produced in Germany

DESIGNED AND PRODUCED IN GERMANY
Handcrafted in Germany with 100% materials sourced in Germany including Schott Ceran glasstops, Webber Induction Hobs are also made with the least carbon footprints possible and to internationally acclaimed standards.



GERMAN QUALITY & DESIGN

Equipped with easy to use slider control that takes you from power level 1 to 9 effortlessly! Equipped with 4 Booster (to increase cooking power to 3000W instantly), Timers as well as Auto-Heat Up Function, cooking is now a breeze!

The Keep Warm function allows you to keep your soups, sauces and even cheese or chocolate fondue warm without burning!



SLEEK PROFILES FOR THE MODERN KITCHEN

The new Webber Induction Hob is equipped with a beautiful aluminium trim and bevelled edges to provide a modern look as well as additional protection.



Features

60cm Induction Hob

- 4 Induction Zones with auto cookware size adaptation
- Front Left: 2300W / Booster at 3000W
- Front Right: 1400W / Booster at 3000W
- Rear Left: 1400W / Booster at 3000W
- Rear Right: 2300W / Booster at 3000W
- German Schott Ceran Glass Top
- Slider Controls
- 99 Mins Digital Timer
- 9 Cooking Power Level
- Automatic Heat Up Function
- Keep Warm Function

Safety

- Automatic Pan Sensor Safety
- Automatic Safety Switch Off
- Residual Heat Indicators
- Safety Pack System
- Child lock

Technical Specifications

- Total Power: 7200W
- 220-240V/50Hz
- Max Output: 32A
- Actual Dimensions: W590xD520xH55mm

BI7604XT

MADE IN GERMANY



SCHOTT CERAN®



Bevelled edge with aluminium frame

Features

60cm Induction Hob

- 4 Induction Zones with auto cookware size adaptation
- Front Left: 1500W
- Front Right: 2500W
- Rear Left: 2500W
- Rear Right:1500W
- German Schott Ceran Glass Top
- Sensor Touch Controls
- 99 Mins Digital Timer
- 9 Cooking Power Level

Safety

- Automatic Pan Sensor Safety
- Automatic Safety Switch Off
- Residual Heat Indicators
- Safety Pack System
- Child lock

Technical Specifications

- Total Power: 7000W
- 220-240V/50Hz
- Max Output: 15A
- Actual Dimensions: W590xD520xH60mm

BI4604B



Features

60cm Vitroceramic Hob

- 4 Vitroceramic Zones
- Front Left: 200mm 1800W
- Front Right: 165mm 1200W
- Rear Left: 165mm 1200W
- Rear Right: 200mm 1800W
- German Schott Ceran Glass Top
- Sensor Touch Controls
- 99 Mins Digital Timer
- 9 Cooking Power Level


Safety

- Automatic Safety Switch Off
- Residual Heat Indicators
- Safety Pack System
- Child lock

Technical Specifications

- Total Power: 6000W
- 220-240V/50-60Hz
- Max Output: 15A
- Actual Dimensions: W590xD520xH55mm

BV4604B



Features

30cm Induction Hob

- 2 Induction Zones with auto cookware size adaptation
- Front: 1500W
- Rear : 2500W
- German Schott Ceran Glass Top
- Sensor Touch Controls
- 99 Mins Digital Timer
- 9 Cooking Power Level


Safety

- Automatic Pan Sensor Safety
- Automatic Safety Switch Off
- Residual Heat Indicators
- Safety Pack System
- Child lock

Technical Specifications

- Total Power: 3500W
- 220-240V/50Hz
- Max Output: 13A
- Actual Dimensions: W288xD520xH56mm

BI4302B



Features

30cm Vitroceramic Hob

- 2 Vitroceramic Zones
- Front: 165mm 1200W
- Rear: 200mm 1800W
- German Schott Ceran Glass Top
- Sensor Touch Controls
- 99 Mins Digital Timer
- 9 Cooking Power Level

Safety

- Automatic Safety Switch Off
- Residual heat indicators
- Safety Pack System
- Child lock

Technical Specifications

- Total Power: 3000W
- 220-240V/50-60Hz
- Max Output: 13A
- Actual Dimensions: W288xD520xH55mm

BV4302B



ASIAN GAS HOBS: THE STÄRKE COLLECTION

With Asian cooking, fast, powerful and even heating is required to bring out the flavour, and taste yet at the same time; preserves the food texture. Webber's Stärke Collection of gas hobs is designed to offer you the ultimate convenience, gas and time savings and ease of cooking!

POWERFUL, FAST & EVEN HEATING

The new series of Asian Gas Hobs boast of top aspiration technology & 5 injectors burners for added safety & better air ventilation resulting in higher & stronger gas power. With wok burners equipped with 5.0kW power on triple ring burners, you also save on gas consumption & cooking time!



HEAT RESISTANCE BURNERS

Equipped with cast iron wok and grid supports and brass burners that withstand heat up to 800°C, you can be assured of the fastest heat transfer and the most efficient cooking.



Brass burners and caps with self interlocking system means easy & fuss free cleaning.

ADDED SAFETY & CONVENIENCE

All the Asian style Gas Hobs are equipped with the flame safety device from renowned Orkli.

The 8mm tempered glass top are certified by international lab testing standards.



Integrated battery ignition means you can easily turn on the gas burner with a single hand movement.

Features

80cm Asian Gas Hob

- Gas on Glass – 3 Burners
- 2 Triple Ring Wok Burners: 5.0kW
- 1 Semi-Rapid Burner: 1.5kW
- Integrated Battery Ignition: Pulse Igniter (DC1.5V)
- 8mm Tempered Glass
- Cast Iron Pan Supports
- Enamel Coating Water Plate
- 1 Wok Adaptor

Technical Specifications

- Actual Dimensions: W780xD450xH130mm
- Built in Dimensions: W685xD405mm

Safety

- Orkli Gas Safety Device

BGA4803B



Features

60cm Asian Gas Hob

- Gas on Glass – 4 Burners
- 1 Triple Ring Burner: 5.0kW
- 2 Semi-Rapid Burner: 1.5kW
- 1 Auxillary Burner: 1.0kW
- Integrated Battery Ignition: Pulse Igniter (DC1.5V)
- 8mm Tempered Glass
- Cast Iron Pan Supports
- Enamel Coating Water Plate
- 1 Wok Adaptor

Technical Specifications

- Actual Dimensions: W590xD520xH130mm
- Built in Dimensions: W555xD475mm

Safety

- Orkli Gas Safety Device

BGA4604B



Features

80cm Asian Gas Hob

- Gas on Glass – 2 Burners
- 2 Triple Ring Wok Burners: 5.0kW
- Integrated Battery Ignition: Pulse Igniter (DC1.5V)
- 8mm Tempered Glass
- Cast Iron Pan Supports
- Enamel Coating Water Plate
- 1 Wok Adaptor

Technical Specifications

- Actual Dimensions: W780xD450xH130mm
- Built in Dimensions: W685xD405mm

Safety

- Orkli Gas Safety Device


BGA4802B



GAS ON GLASS AND STAINLESS STEEL HOBS: THE LEICHT COLLECTION

Look no further for the sleekest and most functional gas hobs!

The Leicht collection of gas hobs boasts of beautiful glossy glass tops and luxurious stainless steel finishes. Available in different configurations of burners on 30cm, 60cm, 70cm and 90cm, you can mix and match them for the most ideal combination to fulfil your cooking needs!



TRIPLE RING WOK SUPPORT & CAST IRON GRID

High wok power of up to 3.4kW with triple ring boasts of fast and even cooking!

High quality cast iron grids and burners offer long lasting durability and stability!



EASY TO CLEAN

Easily removable parts with no deep crevices means fuss free cleaning. Smooth surfaces reduces need for scrubbing.



TEMPERED GLASS & FLAME SAFETY DEVICE FOR SECURITY

The 8mm tempered glass top are certified & QC with international lab testing standards

All gas hobs come with the flame safety device for added peace of mind.

HIGH QUALITY MATERIALS

Ensures durability and high resistance to heat and stain.

Features

90cm Gas Hob

- Gas on Glass – 4 Burners
- 1 Triple Ring Burners: 3.4kW
- 1 Rapid Rapid Burner: 2.4kW
- 1 Semi Rapid Burner: 1.8kW
- 1 Auxiliary Burner: 1.0kW
- Integrated Battery Ignition: Pulse Igniter (DC1.5V)
- 8mm Tempered Glass
- Cast Iron Pan Support
- 1 Wok Adaptor

Safety

- Gas Safety Device

Technical Specifications

- Actual Dimensions: W874xD510xH100mm
- Built in Dimensions: W840xD480mm

BG4904B



Features

70cm Gas Hob

- Gas on Glass – 3 Burners
- 2 Triple Ring Burners: 3.4kW
- 1 Semi Rapid Burner: 1.8kW
- Integrated Battery Ignition: Pulse Igniter (DC1.5V)
- 8mm Tempered Glass
- Cast Iron Pan Support
- 1 Wok Adaptor

Safety

- Gas Safety Device

Technical Specifications

- Actual Dimensions: W684xD510xH100mm
- Built in Dimensions: W560xD480mm

BG4703B



Features

90cm Gas Hob

- Gas on Glass – 3 Burners
- 2 Triple Ring Burners: 3.4kW
- 1 Semi Rapid Burner: 1.8kW
- Integrated Battery Ignition: Pulse Igniter (DC1.5V)
- 8mm Tempered Glass
- Cast Iron Pan Support
- 1 Wok Adaptor

Safety

- Gas Safety Device

Technical Specifications

- Actual Dimensions: W874xD510xH100mm
- Built in Dimensions: W840xD480mm

BG4903B



Features

70cm Gas Hob

- Gas on Glass – 2 Burners
- 2 Triple Ring Burners: 3.4kW
- Integrated Battery Ignition: Pulse Igniter (DC1.5V)
- 8mm Tempered Glass
- Cast Iron Pan Support
- 1 Wok Adaptor

Safety

- Gas Safety Device

Technical Specifications

- Actual Dimensions: W684xD510xH100mm
- Built in Dimensions: W560xD480mm

BG4702B



Features

60cm Gas Hob

- Gas on Glass – 4 Burners
- 1 Triple Ring Burner: 3.4kW
- 1 Rapid Burner: 2.4kW
- 1 Semi Rapid Burner: 1.8kW
- 1 Auxiliary Burner: 1.0kw
- Integrated Battery Ignition: Pulse Igniter (DC1.5V)
- 8mm Tempered Glass
- Cast Iron Pan Support
- 1 Wok Adaptor

Safety

- Gas Safety Device

Technical Specifications

- Actual Dimensions: W584xD510xH100mm
- Built in Dimensions: W560xD480mm

BG4604B



Features

30cm Gas Hob

- Gas on Glass – 1 Burner
- 1 Triple Ring Burner: 3.4kW
- Integrated Battery Ignition: Pulse Igniter (DC1.5V)
- 8mm Tempered Glass
- Cast Iron Pan Support
- 1 Wok Adaptor

Safety

- Gas Safety Device

Technical Specifications

- Actual Dimensions: W294xD510xH100mm
- Built in Dimensions: W270xD480mm

BG4301B



Features

30cm Gas Hob

- Gas on Glass – 2 Burners
- 1 Triple Ring Burner: 3.4kW
- 1 Semi Rapid Burner: 1.8kW
- Integrated Battery Ignition: Pulse Igniter (DC1.5V)
- 8mm Tempered Glass
- Cast Iron Pan Support
- 1 Wok Adaptor

Safety

- Gas Safety Device

Technical Specifications

- Actual Dimensions: W294xD510xH100mm
- Built in Dimensions: W270xD480mm

BG4302B



Features

90cm Gas Hob

- Gas on Stainless Steel– 3 Burners
- 2 Triple Ring Burners: 3.4kW
- 1 Semi Rapid Burner: 1.8kW
- Integrated Battery Ignition: Pulse Igniter (DC1.5V)
- 6mm Stainless Steel
- Cast Iron Pan Support
- 1 Wok Adaptor

Safety

- Gas Safety Device

Technical Specifications

- Actual Dimensions: W870xD500xH100mm
- Built in Dimensions: W840xD480mm

BS4903X



Features

30cm Gas Hob

- Gas on Stainless Steel – 2 Burners
- 1 Triple Ring Burner: 3.4kW
- 1 Semi-Rapid Burner: 1.8kW
- Integrated Battery Ignition: Pulse Igniter (DC1.5V)
- 6mm Stainless Steel
- Cast Iron Pan Support
- 1 Wok Adaptor

Safety

- Gas Safety Device

Technical Specifications

- Actual Dimensions: W290xD500xH100mm
- Built in Dimensions: W270xD480mm

BS4302X



Features

70cm Gas Hob

- Gas on Stainless Steel– 2 Burners
- 2 Triple Ring Burners: 3.4kW
- Integrated Battery Ignition: Pulse Igniter (DC1.5V)
- 6mm Stainless Steel
- Cast Iron Pan Support
- 1 Wok Adaptor

Safety

- Gas Safety Device

Technical Specifications

- Actual Dimensions: W680xD500xH100mm
- Built in Dimensions: W560xD480mm

BS4702X



Features

30cm Gas Hob

- Gas on Stainless Steel – 1 Burner
- 1 Triple Ring Burner: 3.4kW
- Integrated Battery Ignition: Pulse Igniter (DC1.5V)
- 6mm Stainless Glass
- Cast Iron Pan Support
- 1 Wok Adaptor

Safety

- Gas Safety Device

Technical Specifications

- Actual Dimensions: W290xD500xH100mm
- Built in Dimensions: W270xD480mm

BS4301X



Features

60cm Gas Hob

- Gas on Stainless Steel – 4 Burners
- 1 Triple Ring Burner: 3.4kW
- 1 Rapid Burner: 2.4kW
- 1 Semi Rapid Burner: 1.8kW
- 1 Auxiliary Burner: 1.0kW
- Integrated Battery Ignition: Pulse Igniter (DC1.5V)
- 6mm Stainless Steel
- Cast Iron Pan Support
- 1 Wok Adaptor

Safety

- Gas Safety Device

Technical Specifications

- 220-240V/50-60Hz
- Max Output: 15A
- Built in Dimensions: W580xD500xH100mm
- Built in Dimensions: W560xD480mm

BS4604X



Suction Hoods: The Frisch Collection

Webber's comprehensive collection of hoods are designed to complement our range of built in ovens and hobs.

Available in different designs and configurations from island, wall mounted to downdraft; they are also equipped with green technologies such as Grun Ioniser and high suction performance of up to 1200m³/h (INTERTEK certified).

The only hoods in the market certified by the internationally recognised laboratory, Intertek – Webber hoods are certified for their suction power; unlike uncertified brands which tend to overstate the hoods' airflow by up to 25%.



WEBBER SUCTION HOODS

Suction hoods serve to remove cooking fumes and odours from the cooking environment. In the modern Asian homes when stove top cooking are intense, with our love for aromatic spices and long time simmering, it is important to ensure that your hood is equipped with high suction performance.

Boosting sleek aesthetics and high suction power up to 1200m³/h, Webber hoods are beautiful and strong, yet offers stable and silent performance.



ENERGY SAVINGS AND EFFICIENT
All hoods are fitted with extra bright energy-savings LED lights to enhance your cooking experience.



METALLIC FILTERS
Webber offers 3 or 5 layer metallic filters to effectively trap oil residue during heavy cooking.

The metallic filters on our hoods can be easily cleaned by placing them under running soapy water.



CARBON FILTERS
Carbon filters are equipped on all Webber hoods to remove odours and to keep the ambience air fresh and clean smelling. They are easily replaceable to keep your kitchen fresh smelling year after year!



GRÜN IONISER
All Webber island and wall mount hoods are equipped with a built in ioniser to effectively remove bacteria and allergens while purifying the environment.

Features

90cm Island Hood

- Tempered Glass Canopy with Black Glass Panel
- Sensor Touch Control
- 3 Power Levels
- 4 LED Lights
- 2 pcs of 5-Layer Aluminium Grease Filters
- Carbon Filters
- Grün Ioniser
- Turbo Motor mounted on Metallic Housing
- Recirculating or Exhaust Type

Technical Specifications

- Maximum outflow : 1200m³/h
- INTERTEK certified Air flow: 1000m³/h
- Motor Power: 320W
- Energy Savings LED Lamp: 4x1.5W
- 220-240V / 50-60Hz
- Actual Dimensions: W900xD600xH(636-1150)mm

Included Accessories

- 2 Sliding Chimney 600 + 600mm
- 1 Extensible Ducting Tube: ø150mm

HS4904B



Features

90cm Island Hood

- Stainless Steel with Black Glass Panel
- Sensor Touch Control with LCD Display
- Digital Clock & Timer
- 3 Power Levels
- 4 LED Lights
- 3 pcs of 5-Layer Aluminium Grease Filters
- Carbon Filters
- Grün Ioniser
- Turbo Motor mounted on Metallic Housing
- Recirculating or Exhaust Type

Technical Specifications

- Maximum outflow : 1200m³/h
- INTERTEK certified Air flow: 1000m³/h
- Motor Power: 320W
- Energy Savings LED Lamp: 4x1.5W
- 220-240V / 50-60Hz
- Actual Dimensions: W900xD600xH(650-1150)mm

Included Accessories

- 2 Sliding Chimney 600 + 600mm
- 1 Extensible Ducting Tube: ø150mm

HS4902B



Features

90cm Island Hood

- Tempered Curved Glass Canopy
- Sensor Touch Control with LCD Display
- 3 Power Levels
- 4 LED Lights
- 2 pcs of 5-Layer Aluminium Grease Filters
- Carbon Filters
- Grün Ioniser
- Turbo Motor mounted on Metallic Housing
- Recirculating or Exhaust Type

Technical Specifications

- Maximum outflow : 1200m³/h
- INTERTEK certified Air flow: 1000m³/h
- Motor Power: 320W
- Energy Savings LED Lamp: 4x1.5W
- 220-240V / 50-60Hz
- Actual Dimensions: W900xD600xH(670-1150)mm

Included Accessories

- 2 Sliding Chimney 600 + 600mm
- 1 Extensible Ducting Tube: ø150mm

HS4903B



Features

90cm Wall Mount Hood

- Tempered Glass Canopy with Black Glass Panel
- Senor Touch Control
- 3 Power Levels
- 2 LED Lights
- 2 pcs of 5-Layer Aluminium Grease Filters
- Carbon Filters
- Grün Ioniser
- Turbo Motor mounted on Metallic Housing
- Recirculating or Exhaust Type

Technical Specifications

- Maximum outflow : 1200m³/h
- INTERTEK certified Air flow: 1000m³/h
- Motor Power: 320W
- Energy Savings LED Lamp: 2x1.5W
- 220-240V / 50-60Hz
- Actual Dimensions: W900xD500xH(526-1000)mm

Included Accessories

- 2 Sliding Chimney 500 + 500mm
- 1 Extensible Ducting Tube: ø150mm

HD4904B



Features

90cm Wall Mount Hood

- Stainless Steel with Black Glass Panel
- Sensor Touch Control with LCD Display
- Digital Clock & Timer
- 3 Power Levels
- 2 LED Lights
- 3 pcs of 5-Layer Aluminium Grease Filters
- Carbon Filters
- Grün Ioniser
- Turbo Motor mounted on Metallic Housing
- Recirculating or Exhaust Type

Technical Specifications

- Maximum outflow : 1200m³/h
- INTERTEK certified Air flow: 1000m³/h
- Motor Power: 320W
- Energy Savings LED Lamp: 2x1.5W
- 220-240V / 50-60Hz
- Actual Dimensions: W900xD500xH(550-1030)mm

Included Accessories

- 2 Sliding Chimney 500 + 500mm
- 1 Extensible Ducting Tube: ø150mm

HD4902B



Features

90cm Wall Mount Hood

- Tempered Curved Glass Canopy
- Sensor Touch Control with LCD Display
- 3 Power Levels
- 2 LED Lights
- 2 pcs of 5-Layer Aluminium Grease Filters
- Carbon Filters
- Grün Ioniser
- Turbo Motor mounted on Metallic Housing
- Recirculating or Exhaust Type

Technical Specifications

- Maximum outflow : 1200m³/h
- INTERTEK certified Air flow: 1000m³/h
- Motor Power: 320W
- Energy Savings LED Lamp: 2x1.5W
- 220-240V / 50-60Hz
- Actual Dimensions: W895xD500xH(560-1000)mm

Included Accessories

- 2 Sliding Chimney 500 + 500mm
- 1 Extensible Ducting Tube: ø150mm

HD4903B



Available in 60cm design with same specifications
HD4603B

Features

90cm Wall Mount Hood

- Stainless Steel
- Push Buttons Control
- 3 Power Levels
- 2 LED Lights
- 3 pcs of 5-Layer Aluminium Grease Filters
- Carbon Filters
- Grün Ioniser
- Turbo Motor mounted on Metallic Housing
- Recirculating or Exhaust Type

Technical Specifications

- Maximum outflow : 900m³/h
- INTERTEK certified Air flow: 750m³/h
- Motor Power: 210W
- Energy Savings LED Lamp: 2x1.5W
- 220-240V / 50-60Hz
- Actual Dimensions: W900xD500xH(548-1000)mm

Included Accessories

- 2 Sliding Chimney 500 + 500mm
- 1 Extensible Ducting Tube: ø150mm

HD4901X



Available in 60cm design with same specifications
HD4601X

Features

90cm Telescopic Hood

- Stainless Steel with Black Glass Panel
- Invisible Sensor Touch Control
- 3 Power Levels
- 2 LED Lights
- 2 pcs of 5-Layer Aluminium Grease Filters
- Carbon Filters
- Capacitor Motor mounted on Metallic Housing
- 5 minutes Delay Timer
- Recirculating or Exhaust Type

Technical Specifications

- Maximum outflow : 800m³/h
- Motor Power: 239W
- Energy Savings LED Lamp: 2x1.5W
- 220-240V / 50-60Hz
- Actual Dimensions: W895xD486.5xH288mm

Accessories

- 2pcs of Carbon Filters (For Recycling Mode)
- Optional: 1 Extensible Aluminium Ducting Tube: ø120mm (For Exhaustion Mode)

HT5901B



Available in 60cm design with same specifications
HT5601B

Features

90cm Downdraft Hood

- Stainless Steel with Black Glass Panel
- Sensor Touch Control
- 3 Power Levels
- LED Strip Lights
- 1 pcs of 5-Layer Aluminium Grease Filters
- Die-cast Aluminium Motor mounted on Aluminium Housing
- 5 minutes Delay Timer
- Recirculating or Exhaust Type

Technical Specifications

- Maximum outflow : 1200m³/h
- Motor Power: 320W
- Energy Savings LED Lamp: 9W
- 220-240V / 50-60Hz
- Actual Dimensions: W860xD80xH304mm

Accessories

- 2pcs of Carbon Filters (For Recycling Mode)
- Optional: 1 Extensible Ducting Tube: ø150mm (For Exhaustion Mode)

HA7902B



Features

90cm Slim Hood

- Stainless Steel with Black Glass Panel
- Built in or Under Cabinetry
- Invisible Sensor Touch Control
- 3 Power Levels
- 2 LED Lights
- 3 pcs of 3-Layers Aluminium Grease Filters
- Twin Motor mounted on Metallic Housing
- 5 minutes Delay Timer
- Recirculating or Exhaust Type

Technical Specifications

- Maximum outflow : 600m³/h
- Motor Power: 160W
- Energy Savings LED Lamp: 2x1.5W
- 220-240V / 50-60Hz
- Actual Dimensions: W895xD480xH95mm

Accessories

- 2pcs of Carbon Filters (For Recycling Mode)
- Optional: 1 Extensible Aluminium Ducting Tube: ø120mm (For Exhaustion Mode)

HC6904B



Available in 60cm design with same specifications
HC6604B

Features

90cm Canopy Hood

- Full Stainless Steel
- Built in or Under Cabinetry
- Push Buttons Control
- 3 Power Levels
- 2 LED Lights
- 1 pc of 5-Layers Aluminium Grease Filters
- Die-cast Aluminium Motor mounted on Aluminium Housing
- Recirculating or Exhaust Type

Technical Specifications

- Maximum outflow : 750m³/h
- Motor Power: 320W
- Energy Savings LED Lamp: 2x1.5W
- 220-240V / 50-60Hz
- Actual Dimensions: W950xD360xH325mm

Accessories

- 2pcs of Carbon Filters (For Recycling Mode)
- Optional: 1 Extensible Aluminium Ducting Tube: ø150mm (For Exhaustion Mode)

HK7901X



Free Standing Cookers: The Glatt Collection

Every Free Standing Cooker is a flagship model that perfectly encapsulates Webber's values of robustness, avant garde designs, energy efficiency and reliability.

Made in Italy, the Glatt Collection of Free Standing Cookers offer excellent cooking performance and durability!



FREE STANDING COOKERS



Handcrafted in Italy with the core values of quality, design and performance, Webber's range of Premium Free Standing Cookers are the embodiments of elegance, robustness and efficiency.

Be it classic or contemporary, a Webber cooker will become the star in your kitchen. Distinctive and highly versatile, this specially curated free standing cookers range ensure fast and efficient transformation of raw ingredients to mouthwatering cuisines, be it fast searing, deep frying, roasting, grilling or baking.



USER FRIENDLY

Made in Italy, the premium models are fitted with an Analogic Programmer and all models are equipped with Wok Support and Flame Safety Device.

ONE HAND ELECTRIC IGNITION AND TECH SOFT-TOUCH KNOBS

Webber Premium Free Standing Cookers are fitted with electric ignition and knobs coated with a special soft-touch material that provides an excellent grip, making it so easy to use that you can operate it with only one hand.



ADJUSTABLE FEET

Webber Premium Free Standing Cookers come with an adjustable feet to allow perfect levelling and stability outlining an elegant cooker design. Adjust from a height between 850mm to 900mm to find the perfect level to meet your cooking needs.

EASE OF MIND COOKING

Triple Glazed Oven Door with Tempered Glass ensures no risks of burns & offer peace of mind.



TURBOFAN OVEN AND TURNSPIT

Designed to represent quality and performance. Webber Premium Free Standing Cookers come with a range of smart features and technology such as Turbofan oven system that provides uniformity of temperature throughout the oven, and turnspit function to ensure large meat or poultry are cooked right through while retaining its juice and flavors.



Turbofan oven system ensures uniformity of temperature. This is highly recommended for cooking different foods simultaneously without mixing cooking taste or aromas; even for large capacity cooking in the 105L oven.

Features

Rustic Ivory with Gold Aesthetics

- OVEN
- Electric Multifunction with 7 Functions
 - 105L Oven Capacity
 - Stainless Steel Side Racks
 - Tangential Cooling Fan
 - Analogic Programmer
 - Triple Glazed Oven Door
 - Tempered Glass Inner Counterdoor
- GAS HOB
- 5 Burners with Integrated Electric Ignition
 - 1 Triple Ring Wok Burner with 4kW
 - 2 Rapid Burners with 2.8kW
 - 1 Semi Rapid Burner with 1.65kW
 - 1 Auxillary Burner with 1kW
 - Flame Failure Device
 - Cast Iron Pan Supports
 - Brass Finished Knobs and Handle
 - Stainless Steel Splashback

Included Accessories

- 1 Rotisserie
- 1 Grid
- 1 Tray

Energy Rating

- Class A

Technical Specifications

- Actual Dimensions: W1000xD600xH850-900mm

FSCE100GOLD



MADE IN ITALY

FSCE100RED



MADE IN ITALY

Features

Stainless Steel Aesthetics

- OVEN
- Electric Multifunction with 7 Functions
 - 105L Oven Capacity
 - Stainless Steel Side Racks
 - Tangential Cooling Fan
 - Touch Control Digital Programmer
 - Triple Glazed Oven Door
 - Tempered Glass Inner Counterdoor
- GAS HOB
- 5 Burners with Integrated Electric Ignition
 - 1 Tripe Ring Wok Burner with 4kW
 - 2 Rapid Burners with 2.8kW
 - 1 Semi Rapid Burner with 1.65kW
 - 1 Auxillary Burner with 1kW
 - Flame Failure Device
 - Cast Iron Pan Supports
 - Soft Touch Controls with Chromed Rings
 - Stainless Steel Splashback

Included Accessories

- 2 Grid
- 1 Tray

Energy Rating

- Class A

Technical Specifications

- Actual Dimensions: W1000xD600x-H850-900mm

FSME100X



MADE IN ITALY

Free Standing Cookers

Webber also offers a basic collection of Gas Cookers that offer combines functionality with aesthetical appeals. Available in 90cm and 60cm configurations, both cookers offer flexible cooking solutions for all your culinary needs.



TRIPLE RING WOK BURNER FOR ASIAN COOKING

Designed for fast and even cooking, the cookers are equipped with high power 3.5kW triple ring burner. All burners are fitted with cast iron grids and flame failure safety device for total peace of mind.



MULTIFUNCTION OVEN COOKING

Baking, roasting, grilling is easily achievable with the 8 Multifunctional programmes on the cookers' ovens. An added feature on the 90cm oven is the horizontal grill which makes large capacity cooking easier and more even. Digital timer and accessories such as rotisserie, baking tray and rack provide utmost convenience. Double glazed oven glass door provides added safety.



USER-FRIENDLY FEATURES

Integrated One-Hand Ignition, rubber heat-resistant knobs, separate controls for oven and burners provide ease of use and convenience. Useful features like sliding drawer under oven provides additional storage space for cooking accessories.



Features

90cm Full Stainless Steel Free Standing Cooker

- OVEN
- Gas Multifunction with 8 Functions
 - 89L Oven Capacity
 - Horizontal Grill
 - Stainless Steel Side Racks
 - Circulation Fan
 - Mechanical Timer
 - Double Glazed Oven Door
 - Auto-sliding Drawer
 - Separate Controls for Oven & Grill

- GAS HOB
- 5 Burners with Integrated Electric Ignition
 - 1 Triple Ring Wok Burner with 3.5kW
 - 2 Rapid Burners with 2.5kW
 - 1 Semi Rapid Burner with 1.65kW
 - 1 Auxiliary Burner with 1kW
 - Flame Failure Safety Device
 - Cast Iron Pan Supports
 - Matt Rubber Finished Knobs
 - Stainless Steel Splashback

Included Accessories

- 1 Baking Tray
- 1 Grilling Rack
- 1 Rotisserie

Technical Specifications

- Actual Dimensions:
W900xD600xH850-900mm

FSC790895SS



Features

60cm Full Stainless Steel Free Standing Cooker

- OVEN
- Gas Multifunction with 8 Functions
 - 65L Oven Capacity
 - Stainless Steel Side Racks
 - Circulation Fan
 - Mechanical Timer
 - Double Glazed Oven Door
 - Auto-sliding Drawer
 - Separate Controls for Oven & Grill
 - Adjustable Feet

- GAS HOB
- 4 Burners with Integrated Electric Ignition
 - 1 Triple Ring Wok Burner with 3.5kW
 - 1 Rapid Burners with 2.5kW
 - 1 Semi Rapid Burner with 1.75kW
 - 1 Auxiliary Burner with 1kW
 - Flame Failure Safety Device
 - Cast Iron Pan Supports
 - Matt Rubber Finished Knobs
 - Stainless Steel Splashback

Included Accessories

- 1 Baking Tray
- 1 Grilling Rack
- 1 Rotisserie

Technical Specifications

- Actual Dimensions:
W600xD600xH850-900mm

FSC760654SS



OUTDOOR COOKING SYSTEM



Developed by French chefs and handcrafted in Alsace, France using high quality materials, the Webber Outdoor Cooking system is created for professional outdoor cooking.

With chefs' approved features such as fast and efficient heating and a host of safety features, outdoor cooking is now a breeze!

FAST AND EFFICIENT COOKING!

With 52cm diameter cooking surface, the maximum temperature can go up to 300°C in just 7 minutes!

The heat setting can be easily adjusted for fast and even cooking in all seasons!

SAFE & EASY TO USE

With safety features such as a low gravity centre and patented double panels to prevent burns; and thermocouple gas safety ; you can enjoy a perfect outdoor cooking experience with total peace of mind!

DESIGNED FOR PROFESSIONAL USE!

Available on its own or with a host of accessories to form different configurations, this unique outdoor system aims to create a focal point for all your outdoor entertainment events!

Set up a cocktail area with the round glass table accessory; a buffet table with the extended table or combine both to create a live cooking counter easily; perfect for family gatherings or professional culinary events.

Features

Outdoor Cooking System

- Free standing System for use with LPG gas cylinder
- 52cm Cast Iron Plancha
- Retractable wheels
- Adjustable Heat Settings: 110°C to 290°C
- Achieve 300°C in just 7 minutes
- Stabilized Temperature controlled by thermostat
- Star shaped Burner for fast & even heat distribution

Safety

- Increased Stability
- Heat Insulating Walls
- Protective Awning
- Flame Failure Device

Technical Specifications

- Cast Aluminium Shell, Polyester Paint
- Electro-polished Stainless Steel
- Enameled Cast Iron
- Nickel-chrome Plated Burner
- Crimp & Screw Assembly

FOS901W (WHITE)



ACCESSORIES



AS03-BT – Banquet Table



AS01-SS – Side Table

AS04-SC – Silicon Cover for Convection Cooking



AS02-RS – Round Glass Table



Cooling Collection

Webber new cooling range consists of built in and free standing fridge freezers and wine cellars.

Designed for the Asian's climate, the cooling range are all equipped with state of the art technology and sleek designs for the modern homes.



FULLY INTEGRATED FRIDGES

Offering a built in option for the sleek kitchen, Webber's fully integrated fridges are just 60cm in width with reversible doors, allowing you to built in to any kitchen configurations, even in slim spaces.



FLEXIBLE STORAGE

Tempered Glass shelves on all models for added class and durability. Dedicated drawer to keep vegetables and fruits fresh longer, while the sturdy, height adjustable shelves offer flexible storage space. Jars, can and bottles can be easily and neatly arranged in the door balconies. All models come with egg holders, chrome-finish shelves and a space saving bottle holder on BIBM6250W.



SPACE SAVINGS

Integrated fridges fit into any 60 cm niche and forms part of your stylish kitchen designs. Reversible doors make it easy to fit the Webber fridge freezer into existing kitchen layout or any kitchen configurations.



FOR ASIA'S CLIMATE

T Class Tropicalised for Asian Homes. Auto Defrost on all models. Total No Frost on BIBM62411W. There is no need to manually defrost your freezer with the Frost-Free Technology. The Electronic Temperature Control System offers efficient and even cooling and prevent ice built up.



ENERGY EFFICIENT

Rated at for energy efficiency, and equipped with energy savings feature such as LED Lights and Fast Cooling & Fast Freeze.

With the added convenience of reversible door, you can choose to install 2 fridge freezers side by side.



Features

60cm Total No Frost Integrated Fridge Freezer

- Integrated Fridge Freezer (Bottom Mount Freezer)
- Energy Class: A+
- Climate Class: ST
- Gross Volume: 266L
- Net Volume: 241L
- Net Volume of Fridge: 179L
- Net Volume of Freezer: 62L
- Temperature range of Fridge: 2 to 8°C
- Temperature range of Freezer: -16 to -24°C
- No Frost Cooling System
- Freezing Power: 4 Stars (up to -18°C)
- Fast Cooling and Fast Freeze
- Crystal Shelves with Chrome Trimmings
- White LED Illumination
- Reversible Door

Included Accessories

- 2 Egg Trays
- 1 Vegetable Crisper Drawer
- 1 Ice Box

Technical Specifications

- Refridgerant: R600a
- Rated Power: 160W
- Energy Consumption per year: 300kWh
- 220-240v/50Hz
- Dimensions: W555 x D540x H1773mm

BIBM62411W



Features

60cm Integrated Fridge Freezer

- Integrated Fridge Freezer (Bottom Mount Freezer)
- Energy Class: A+
- Climate Class: ST
- Gross Volume: 259L
- Gross Volume of Freezer: 72L
- Net Volume: 250L
- Net Volume of Fridge: 185L
- Net Volume of Freezer: 65L
- Auto Defrost for Fridge compartment
- Freezing Power: 4 Stars
- Crystal Shelves with Chrome Trimmings
- White LED Illumination
- Reversible Door

Included Accessories

- 1 Egg Tray
- 2 Crystal Food Box
- 1 Ice Box

Technical Specifications

- Refridgerant: R600a
- Rated Power: 115W
- Energy Consumption per year: 263kWh
- 220-240v/50Hz
- Dimensions: W540 x D540x H1785mm

BIBM6250W





RETRO FRIDGES



Made in Italy and crafted with the finest quality materials, these fridges are ergonomically designed and equipped with intelligent cooling features.

Select from top or bottom mount freezer in a choice of sexy red or elegant vanilla crème.

Both models are equipped with wire racks to hold wine bottles and generous storage space for fresh fruits and vegetables. Ultra fast and stable cooling and freezing temperatures keep your ingredients fresh at all times.

HYGIENIC SYSTEM

Silver itself is a natural anti-bacterial element. Although harmless to human beings, it is very efficient against bacteria and molds.

All panels and door gaskets of Webber Retro Refrigerators are treated with a special anti-bacterial solution with Silver Ions, to prevent bacteria growth and ensuring that your food is always kept in a clean and hygienic environment.

HIGH QUALITY

Beautiful & high end finishings such as chrome handles for durability too

UNIQUE DESIGNS

Exclusive retro design makes a beautiful statement piece in your home

ENERGY EFFICIENCY CLASS A++

With the new European Energy label for refrigerators and freezers, more useful information such as the appliance's consumption, liter value and noise level are indicated on the appliance, making it easier for consumers to compare between different products.

All of Webber Retro Refrigerators are rated Class A++ for Energy Efficiency, which means each fridge needs 40% less energy than a similar dimension appliance with a Class A rating.

TOTAL NO-FROST MULTILEVEL

Unlike traditional no-frost refrigerators, Webber Retro Refrigerators are equipped with a new TOTAL NO-FROST SYSTEM, which guarantees a controlled humidity environment, thus ensuring freshness in your food!

With the NO-FROST SYSTEM, air is evenly distributed inside the refrigerator cavity, keeping each shelf at its optimal temperature. The same technology also prevents ice from forming on the internal sides of the refrigerator, thus eliminating the need for manual defrosting in the freezer.



Features

Retro Fridge 70cm Width

- Fridge Freezer (Bottom Mount Freezer)
- Energy Class: A++
- Climate Class: T
- Multi Level NO FROST
- Gross Volume: 415L
- Net Volume of Fridge: 285L
- Net Volume of Freezer: 97L
- Freezing Powers: 4 Stars
- Super Freeze
- Auto Defrost: Fridge and Freezer
- Crystal Shelves with Chrome Trimmings
- LED Illuminations

Cleaning

- Easy Clean Anti-Bacterial Inner Linings

Included Accessories

- Ice Box
- Wine Rack

Actual Dimensions

- W700xD710xH1887mm

Technical Specifications

- Energy Consumption per year: 325kWh
- Delivered with 13amps plug
- 220-240V/50-60Hz



BBM701RUBY



Features

Retro Fridge 70cm Width

- Fridge Freezer (Top Mount Freezer)
- Energy Class: A++
- Climate Class: T
- Multi Level NO FROST
- Gross Volume: 400L
- Net Volume of Fridge: 310L
- Net Volume of Freezer: 76L
- Freezing Powers: 4 Stars
- Super Freeze
- Auto Defrost: Fridge and Freezer
- Crystal Shelves with Chrome Trimmings
- LED Illuminations

Cleaning

- Easy Clean Anti-Bacterial Inner Linings

Included Accessories

- Ice Box
- Wine Rack

Actual Dimensions

- W700xD690 xH1880mm

Technical Specifications

- Energy Consumption per year: 347kWh
- Delivered with 13amps plug
- 220-240V/50-60Hz



BTM701CREME





UNDER-COUNTER FRIDGE DRAWER

Offering a discreet new way to keep things cool and saves space in your kitchen!

Perfect as fridge supplements that hold drinks and fruit and vegetables under the counter; providing easy access under the cooktop!



NO FROST COOLING SYSTEM
With separate customised compartments for fruits and vegetables & beverages cooling at 1 to 18°C

USER FRIENDLY
Electronic Touch Control panel & easy access & visibility for temperatures adjustments. Blue Diamond LED light for added visibility.



EASY ACCESS
1 Wire Basket & 2 Wire Separator for additional space for frequently accessed fruits and vegetables.

EASY TO CLEAN
Coated with Anti-Bacterial Inner Lining and made of full stainless steel for easy cleaning.

Features

75cm Built-in Drawer Fridge

- Built-in
- Energy Class: A+
- Climate Class: ST
- Net Volume: 145L
- Net Volume of Upper Drawer: 185L
- Net Volume of Drawer: 65L
- No Frost Cooling System
- Temperature Range: 1 - 18°C
- Ambient Temperature Range: 5-38°C
- Electronic Touch Control
- Blue Diamond LED

Cleaning

- Easy Clean Anti-Bacterial Inner Linings

Included Accessories

- 1 Wire Basket
- 2 Wire Separator

Actual Dimensions

- W750xD583xH820mm

Technical Specifications

- Refridgerant: R600a
- Rated Power: 115W
- Energy Consumption per year: 263kWh
- 220-240v/50Hz

BIDF7145S





WINE CELLARS: THE WEINEFEST COLLECTION OPTIMAL WINE STORAGE

Webber wine cellars are created to replicate the real underground wine cellars' environment for optimal wine storage.



PRECISE TEMPERATURE CONTROLS

Equipped with an intelligent thermostat system which provides a temperature range of 5°C to 22°C, Webber wine cellars' temperatures can be easily adjusted for storing different types of wines!

DUAL TEMPERATURES IN ONE

Dual compartments in all Webber wine cellars allow you to set different temperatures in the same wine cellar for different wines!



UV PROTECTION WITH BLUE LEDS

Wines need to be protected from UV exposure to develop properly. Webber wine cellars are equipped with a triple Layer of UV Tinted Doors. The use of Diamond Blue LEDS instead of harsh white or halogen lights greatly reduces UV exposure to your precious wines!

CIRCULATING FAN COOLING FOR OPTIMAL TEMPERATURE CONTROLS

Built in circulating fan ensures cool air is distributed evenly throughout the wine cellar interior; avoiding any "warm spots"; thus providing a constant temperature for wine to fully mature & blossom.



ACTIVATED CARBON FILTER FOR ODOURS CONTROL

As wines are "living" products, smells and odours in the environment can affect their taste and smell. With the activated Carbon Filter, there is no risks of odours or smells affecting your precious vintages!

STABILITY & HUMIDITY CONTROL

For wines to develop and mature, stability is of utmost importance. Therefore, Webber wine cellars offer high quality wood shelves made from Sapele and a vibration-free compressor to reduce movements when you open or close the door.

Built in Humidity Controls in the wine cellars prevent corks from drying out and wines evaporating!

Features

182 Bottles Wine Cellar

- Free Standing Dual Zone
- Electronic Temperature Control
- Temperature Range: 5°C to 22°C
- Full Black Glass Door & Sides
- Intelligent Thermostat System
- Sapele Wood Shelvings
- Blue Diamond LED
- Activated Carbon Filter
- Humidity Controlled Interior
- Triple Ply Glass Door with UV Protection
- Anti-Vibration Compressor
- Embossed Interior for Enhanced Humidity Control
- Circulated Fan Cooling System
- Door Lock

Technical Specifications

- Refridgerant: R600a
- Rated Power: 120W
- 220-240V / 50Hz
- Actual Dimensions: W595xD590xH1800mm

Included Accessories

- 6 Sapele Wood Shelves
- Humidity Hydrator Bin

CWD182B



Features

24 Bottles Wine Cellar

- Free Standing Dual Zone
- Electronic Temp Controls
- Temperature Range: Upper Zone: 7°C to 22°C Lower Zone: 12°C to 18°C
- Full Black Glass Door & Sides
- Full Door Handle
- Thermoelectric Cooling System
- Beech Wood Shelvings
- Blue Diamond LED
- Humidity Controlled Interior
- Triple Ply Glass Door with UV Protection
- Compressor & Vibration Free
- Embossed Interior for Enhanced Humidity Control

Technical Specifications

- Refridgerant: R600a
- Rated Power: 120W
- 220-240V / 50Hz
- Actual Dimensions: W450xD525xH730mm

Included Accessories

- 6 Beech Wood Shelves

CWD24B



Features

51 Bottles Wine Cellar

- Built in / Built under Dual Zone
- Electronic Temp Controls
- Temperature Range: 5°C to 22°C
- Full Black Glass Door & Sides
- Intelligent Thermostat System
- Beech Wood Shelvings
- Blue Diamond LED
- Activated Carbon Filter
- Humidity Controlled Interior
- Triple Ply Glass Door with UV Protection
- Anti-Vibration Compressor
- Embossed Interior for Enhanced Humidity Control
- Circulated Fan Cooling System
- Door Lock
- Adjustable Feet

Technical Specifications

- Refridgerant: R600a
- Rated Power: 120W
- 220-240V / 50Hz
- Actual Dimensions: W595xD575xH820-870mm

Included Accessories

- 5 Beech Wood Shelves
- Humidity Hydrator Bin

CWD51B



WATER DISPENSER: AQUASTREAM PURE DRINKING WATER AT YOUR FINGERTIPS!

Webber’s unique water dispensers combines functionality with aesthetical appeals; offering pure water solutions for your modern homes and offices!

Using modern technology and a comprehensive 6 step filtration system to convert tap or bottled water into pure water, you can now enjoy quality water effortlessly!



ENJOY HIGH QUALITY WATER WITH COST AND TIME SAVINGS

No more time spent on boiling, cooling and storing water. Enjoy boiling hot or icy cold water or room temperature water at just a touch of your fingertips! Select the ideal amount of water to dispense each time easily too with the customisable volume.

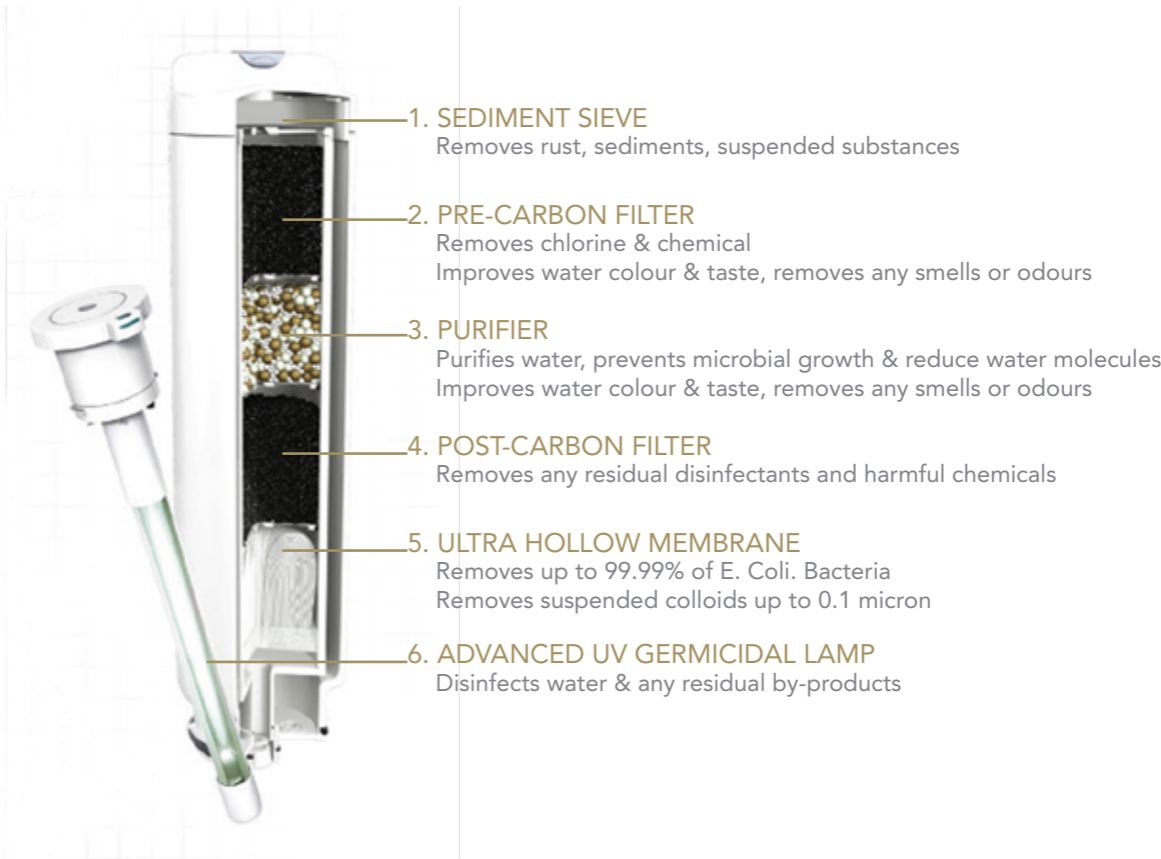
CONVERT TAP WATER INTO PURE DRINKING QUALITY WATER

Instead of buying bottled water and back-breaking water bottles installation, now you can enjoy fresh drinking water in the comfort of your own home or office! Enjoy instant preparations of hot and cold beverages!



TECHNOLOGICALLY ADVANCED

Webber water dispensers are equipped with up to 6-Step AquaPure Filtration System with Ultraviolet Germicidal Lamp to effectively filters impurities for fresh pure drinking water.



Features

Point of Use Water Dispenser

- Touch Control TFT Display
- Dispenses Hot / Cold/ Room Temp. Water
- One-Touch Water Dispensing
- Auto Amount Dispensing & Programmable Settings
- Flexible Temperature Settings
- Reboil Option
- 3-Levels AquaPure Filtration System
- Advanced Ultra Violet Germicidal Lamp with Lifespan Indicator
- Hot Water Protection Lock
- Child Protection Lock
- Energy Saving Timer
- Sleep Mode
- Simple DIY Filter Replacement

Technical Specifications

- Countertop Direct Connection to water supply / bottled water
- Capacity:
 - Hot Water Tank: 1.3L
 - Cold Water Tank: 1.4L
- Heating Capacity: 15L / Hr
- Cooling Capacity : 5L / Hr
- Low Power Consumption:
 - Heater: 1500W
 - Cooler: 128W
 - UV Lamp: 11W
- 13amps Power Plug supplied
- Actual Dimensions: W300xD370xH834mm

Included Accessories

- UV + UF Filter with 6 Level Filtration System

Optional Accessories

- Pump for connection to bottled water

AQUA-01 BLACK



Also available in red: AQUA-01 Red

CAPSULE COFFEE MACHINES: PERFECT CUP OF COFFEE!

Enjoy the perfect cup of coffee from Webber Coffee Machines! The Coffee Machines range consists of 3 models of capsule coffee machines equipped with high bar pump pressure to deliver the most aromatic coffee with perfect crema with utmost ease of use! The sleek and elegant design of the coffee machines will fit perfectly into your home and office!



EASY CLEANING

All models are equipped with removable drip trays & easily accessed capsules holders for ease of cleaning!

WARM COFFEE TO ENJOY

Compared to popular capsules machines in the market, Webber capsule coffee machines dispense slightly warmer coffee for a greater enjoyment!

PERFECT CREMA AND AROMA

Equipped with high pressure Italian pump with up to 20 bars with hot water to deliver the perfect crema and aromas!

EASE TO USE

On all models, there is automatic selection of espresso or lungo with just a touch of the button!

COMPATIBLE CAPSULES

Best used with Javanegra Coffee Capsules and compatible with any capsules designed for Nespresso® coffee machines.

BE YOUR OWN BARISTA

When used with the milk frother, you can be your own barista and create your own café latte, cappuccino, etc.



Features

Starke 1.2 offers a classic, timeless and elegant Swedish design, made of stainless steel, mirror finish with a focus on function and taste. With a touch of a button, you get a delicious espresso in 25 to 30 seconds, the optimum extraction time just like the best Italian bars. Compatible with Nespresso*

- Stainless Steel, Mirror Finish
- Removable watertank: 1.2 Litre
- Capacity of used capsule container: 15
- 19 bar Italian High pressure pump
- 2 programmable cup sizes
- Quick heat up
- Energy saving automatic power-off
- Adjustable drip tray for large and small cup
- Weight: 4.0 kg

Actual Dimensions

- W150xD370xH280mm

STÄRKE SC-001



Features

The Latte 16 offers features and functionalities of a great coffee machine in a slim and sleek design that fits perfectly into any interior designs. Its patented brewing & residual pressure discharge system allows you to brew a perfect espresso with a golden crema in just 25 seconds. Compatible with Nespresso*

- Removable water tank: 0.8 Litre
- Capacity of used capsule container: 10
- 19 Bar Italian Pump
- 2 programmable cup sizes (based on timer)
- Quick heat up
- Energy saving automatic power-off after 15 minutes
- Adjustable dispenser for various cup sizes
- Weight: 3.7 kg

Actual Dimensions

- W118xD365xH250mm

LATTE 16B



Also available in White and Red



LATTE 16W



LATTE 16R

Features

Latte M1.0 with Milk Frother

The new Latte M1.0 coffee machine is the must-have coffee machine for those who love coffee with fresh milk. A union of smart technology and clever design, the LATTE M1.0 Series comes with an easily detachable milk frother, allowing you to prepare your favourite latte and cappuccino drink like a true barista! Compatible with Nespresso*

- Removable water tank: 0.8 Litre
- Capacity of used capsule container: 10
- 19 Bar Italian Pump
- 2 programmable cup sizes (based on timer)
- Quick heat up
- Energy saving automatic power-off after 15 minutes
- Adjustable dispenser for various cup sizes
- Weight: 6.0 Kg

Actual Dimensions

- W118x365xH253mm

LATTE M1.0



Also available in Black and White



LATTE M1.0 BLACK



LATTE M1.0 WHITE



Built In Guide And Dimensions

All descriptions and technical diagrams are intended as a guide only. For any technical information, full dimensions and installation details, please refer to the user manuals supplied with the appliances.

While all efforts are made to ensure all dimensions and specifications are correct and accurate at the time of print, this catalogue should not be regarded as an infallible guide nor as an offer of sale for particular product. All pictures and drawings are for illustration purposes are non-obligatory or contractual.

Data correct as at Dec 2016.

IMPORTANT NOTICE

Due to humid conditions in Asia, electrical appliances such as ovens may experience condensation on the built-in heating elements. If ovens are not used regularly or have not been used for more than 1 month, we recommend that you preheat the oven at the lowest temperature and progressively increase to desired temperature after every 15 minutes to prevent tripping of electrical circuit.

ELECTRICAL CONNECTION

Please supply adequate electrical supply to the ovens for optimal performance. There should be strictly no sharing of power supply with other appliances. The electrical connection must be carried out according to the socket plate attached to the back of the appliance by an electrician, who must ensure that the appliance has been connected in compliance with the assembly instructions and local standards.

When the appliance is not connected to the ring main through an adaptor plug, an omnipolar disconnecting device (with a contact opening of 3mm minimum) must be installed on the supply side to comply with safety regulations.

The feeder cable (not supplied) must be long enough to attached to the oven, to be fitted when placed on the floor in front of the unit. Please provide minimum 15amps power supply for all ovens to prevent electrical tripping.

INSTALLATION GUIDELINES FOR OVENS

Models:
SP465104EX / SE470103EX / SE465091EX

INSTALLATION OF OVENS IN THE FITTING RECESS

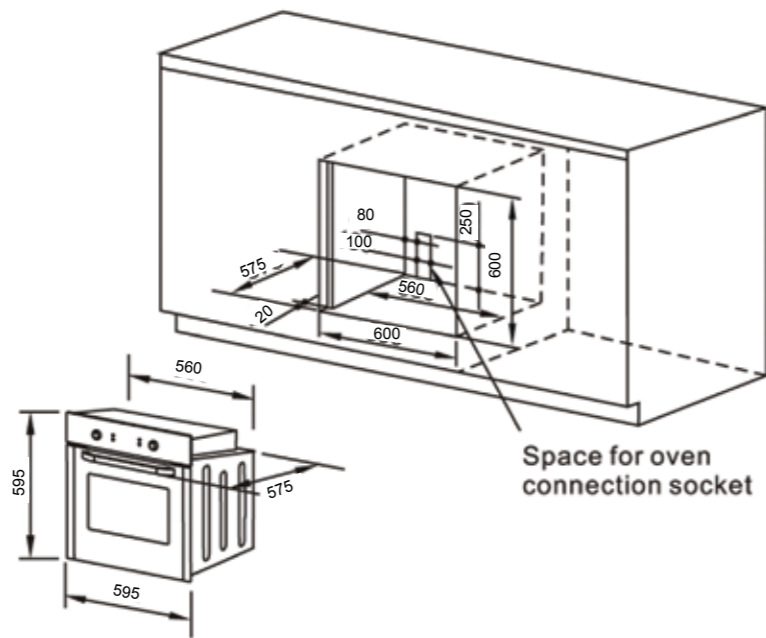
Webber ovens are designed for integration into a kitchen unit. The dimensions of the fitting recess are given for each appliance. The surrounding cabinetry must be able to withstand an ambient temperature of 80°C to prevent any heat damage.

It is essential that the installation instructions for the ovens are complied with. The ovens must be fixed into the fitting recess using the screws provided. The fixing holes located on the lateral mountings are accessible when the oven door is open.

Any of the ovens can be installed either in a column unit, or unit a worktop surface without special ventilation, unless the oven is fitted above a refrigerator (not recommended). In this case, a wooden shelf, with an opening of at least 150mm at the back behind the unit providing ventilation for the refrigerator, must separate both appliances.

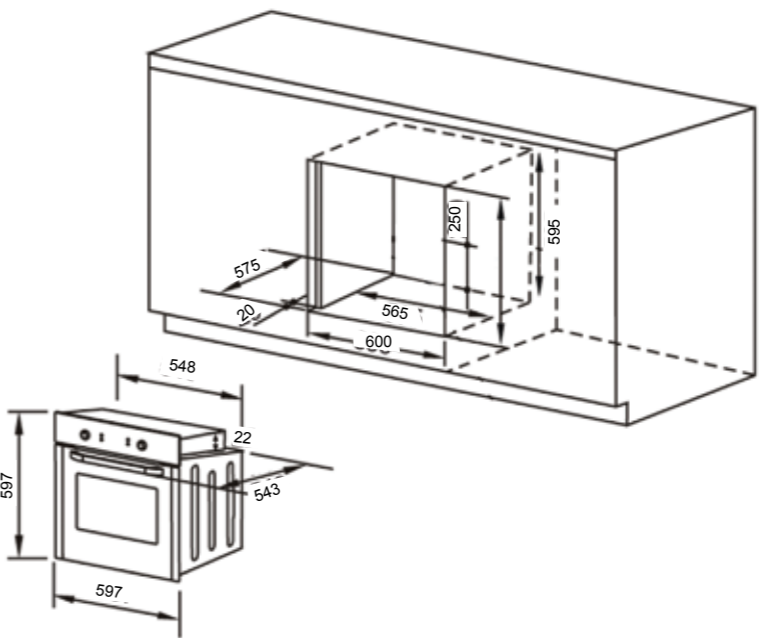
For Installation Below Countertop

MODELS:
SP465104EX / SE470103EX
SE465091EX

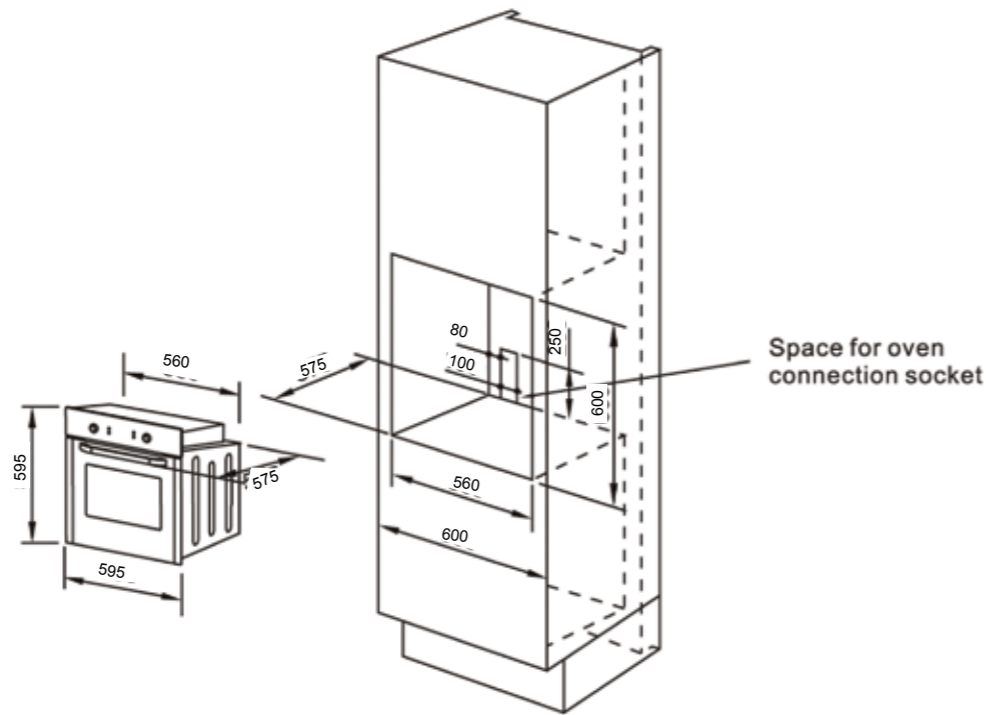


For Installation Below Countertop

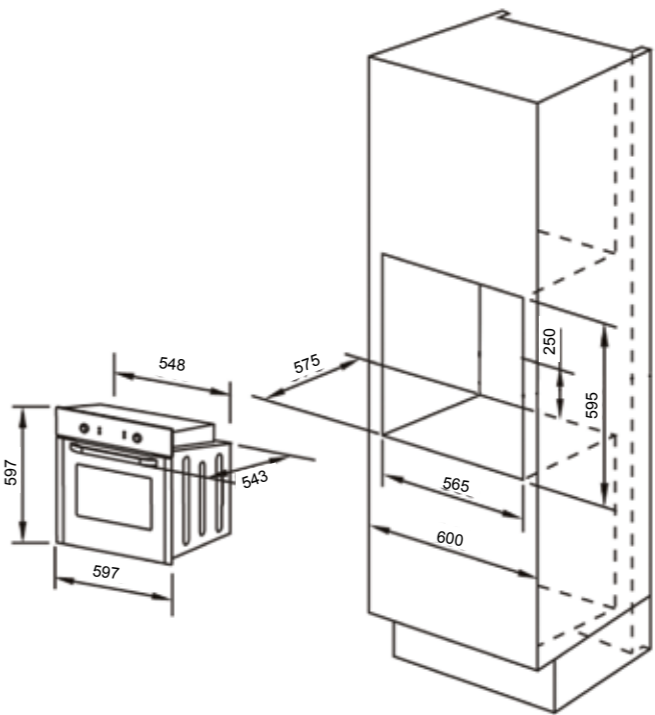
MODELS:
SE46061GB



For Installation In Cabinetry



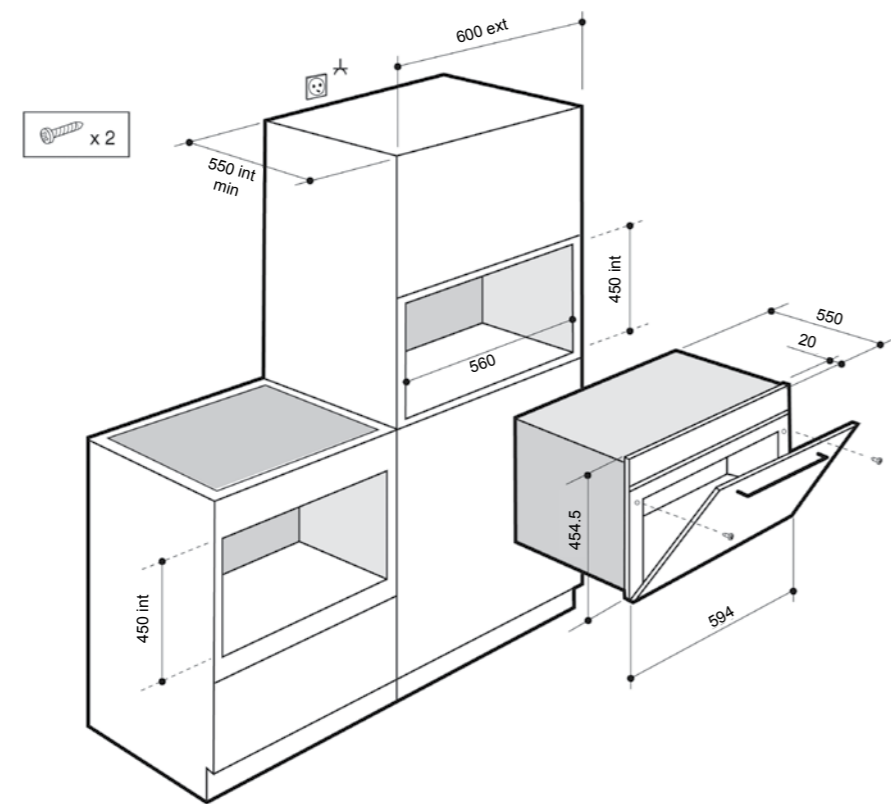
For Installation In Cabinetry



*Dimensions are only given as an indication, and are non-obligatory

*Dimensions are only given as an indication, and are non-obligatory

Important Notes For Installation



INSTALLATION GUIDELINES FOR
ALL-IN ONE COMPACT OVEN:
MA4343X
PURE STEAM OVEN: MS4341X

INSTALLATION

Please provide sufficient space at the back for connection and airflow outlet.

These appliances may be installed underneath a worktop surface or in a suitable sized column unit (open or closed), which as the required built-in dimensions.

For optimal operations, air ventilation is necessary and therefore important for the following to be observed:

- The oven can be installed in a kitchen column and under an open or closed counter with the given cut-out dimensions.
- The material of the housing unit must be heat resistant.
- For greater safety, it is important to fix the oven in the column unit with the screws provided.
- Do NOT switch on the compact oven's electrical supply until it is fully installed in the housing unit.

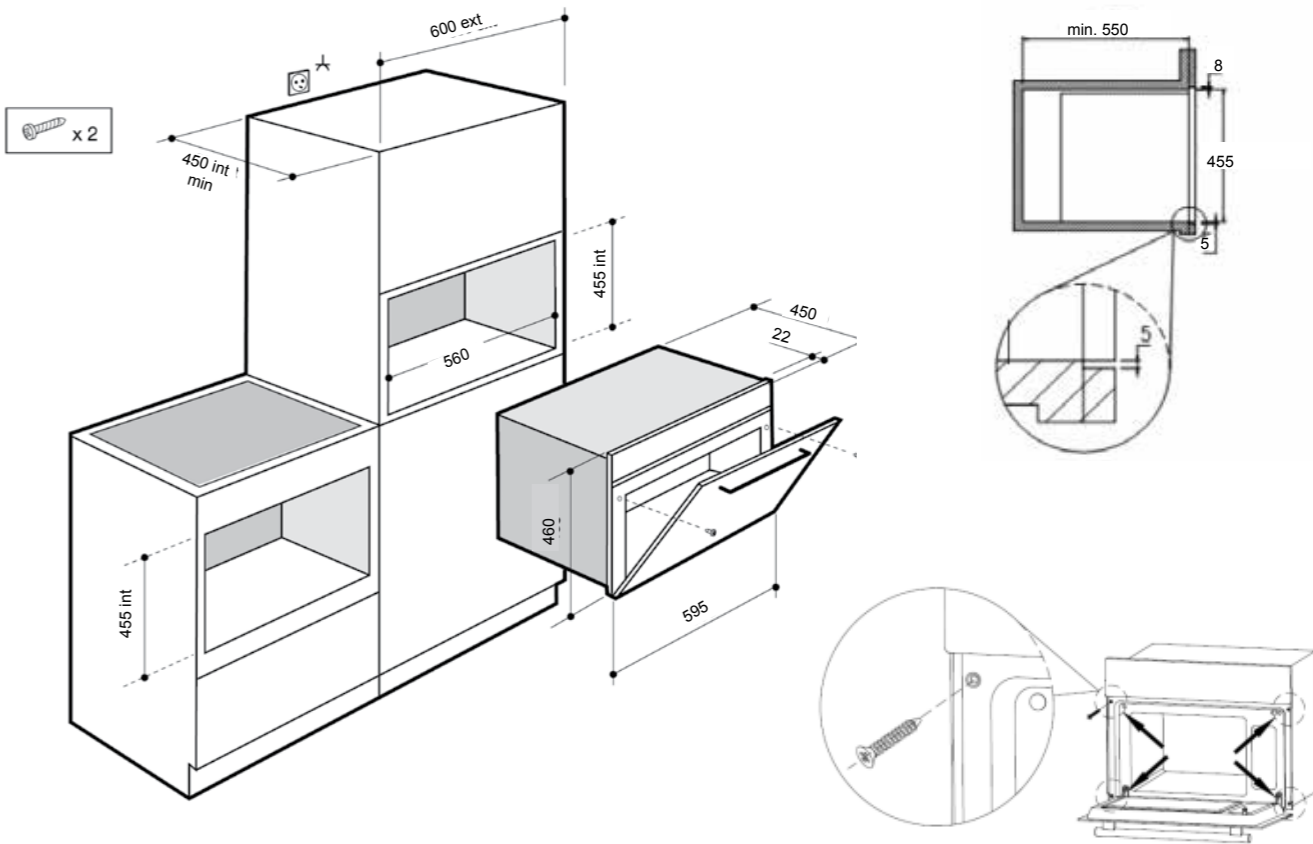
STEAM OVEN MS4341X

This oven has a high performance airflow system which will provide optimal performance as long as the following are observed as well:

- To cut a hole measuring 50mm x 50mm in the back of the wall of the insert space for the electric cable to cross through.
- To centre the oven in the insert space, and to make sure that it is at least 2mm from any other unit besides it.

*Dimensions are only given as an indication, and are non-obligatory

Important Notes For Installation



INSTALLATION GUIDELINES FOR
COMBI STEAM COMPACT OVEN: ME5284X

INSTALLATION

Please provide sufficient space at the back for connection and airflow outlet.

These appliances may be installed underneath a worktop surface or in a suitable sized column unit (open or closed), which as the required built-in dimensions.

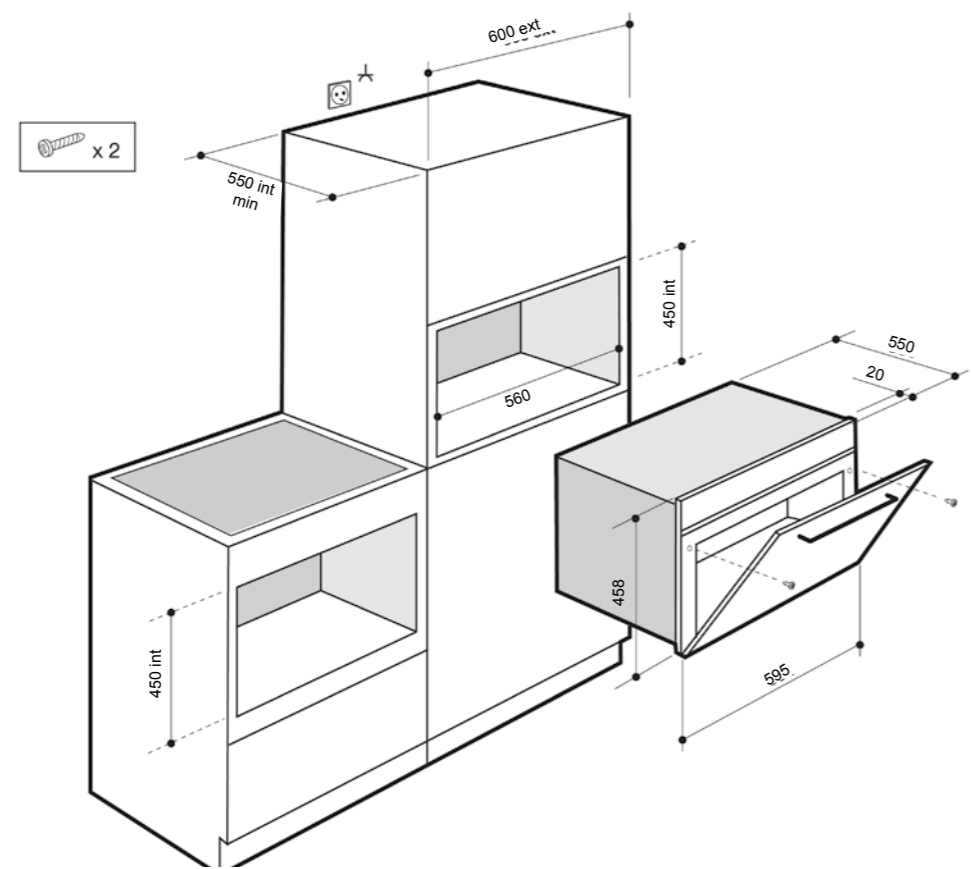
This oven has a high performance airflow system which will provide optimal performance as long as the following are observed:

- The oven can be installed in a kitchen column and under an open or closed counter with the given cut-out dimensions.

*Dimensions are only given as an indication, and are non-obligatory

- The material of the housing unit must be heat resistant.
- To cut a hole measuring 50mm x 50mm in the back of the wall of the insert space for the electric cable to cross through.
- To centre the oven in the insert space, and to make sure that it is at least 2mm from any other unit besides it.
- For added safety, it is important to fix the oven in the column housing with the screws provided.
- Do NOT switch on the steam oven's electrical supply until it is fully installed in the housing unit.

Important Notes For Installation



INSTALLATION GUIDELINES FOR
COMBI-MICROWAVES COMPACT OVEN: MC4442X

INSTALLATION

Please provide sufficient space at the back for connection and airflow outlet.

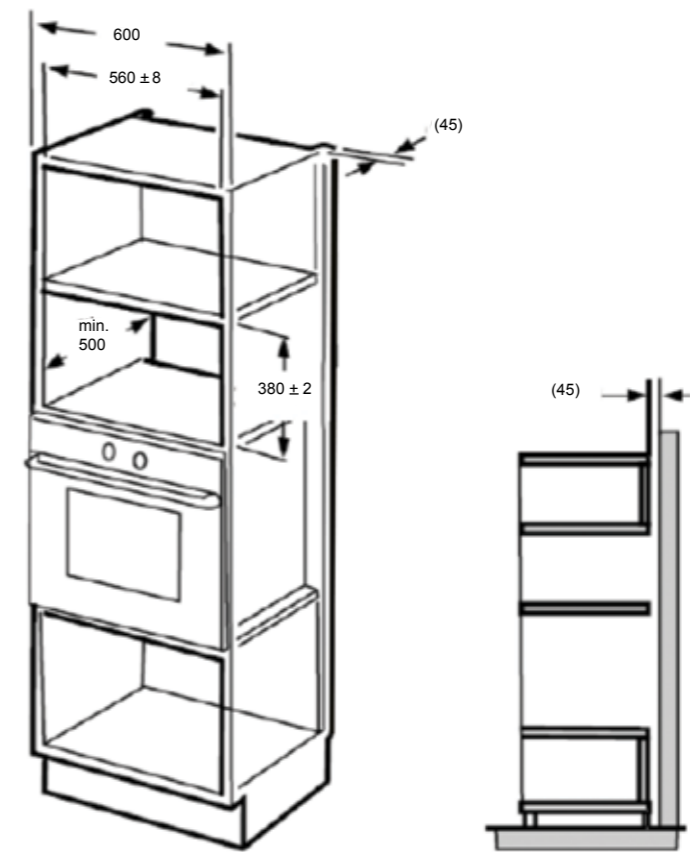
These appliances may be installed underneath a worktop surface or in a suitable sized column unit (open or closed), which as the required built-in dimensions.

For optimal operations, air ventilation is necessary and therefore important for the following to be observed:

- The oven can be installed in a kitchen column and under an open or closed counter with the given cut-out dimensions.
- The material of the housing unit must be heat resistant.
- For greater safety, it is important to fix the oven in the column unit with the screws provided.
- Do NOT switch on the compact oven's electrical supply until it is fully installed in the housing unit.

*Dimensions are only given as an indication, and are non-obligatory

Important Notes For Installation



INSTALLATION GUIDELINES FOR
MICROWAVES WITH GRILL COMPACT OVEN: MG4281X

INSTALLATION

Please provide sufficient space at the back for connection and airflow outlet.

These appliances may be installed underneath a worktop surface or in a suitable sized column unit (open or closed), which as the required built-in dimensions.

- The oven can be installed in a kitchen column and under an open or closed counter with the given cut-out dimensions.
- The material of the housing unit must be heat resistant.
- For added safety, it is important to fix the oven in the column housing with the screws provided.
- Do NOT switch on the steam oven's electrical supply until it is fully installed in the housing unit.

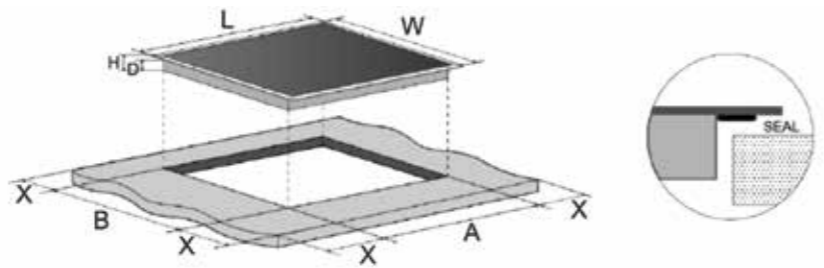
*Dimensions are only given as an indication, and are non-obligatory

Important Notes For Installation

IMPORTANT NOTE:

- Cut out the work surface according to the sizes shown in the drawing.
- For the purpose of installation and use, a minimum of 50mm space shall be preserved around the hole.
- Be sure the thickness of the work surface is at least 30mm. Please select heat-resistant work surface material to avoid larger deformation caused by the heat radiation from the hotplate.
- Under any circumstances, make sure the Induction cooker hob / ceramic cooker hob is well ventilated and the air inlet and outlet are not blocked.
- Note: The safety distance between the hotplate and the cupboard above the hotplate should be at least 760mm.

MODELS:
BI4604B
BV4604B
BI7604XT



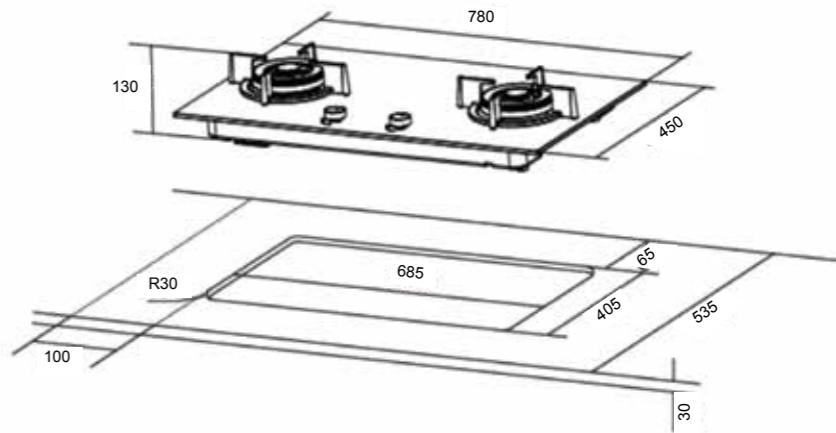
| L(mm) | W(mm) | H(mm) | D(mm) | A(mm) | B(mm) | X(mm) |
|-------|-------|---------------|--------------|---------|---------|---------|
| 590 | 520 | 60 - BI4604B | 56 - BI4604B | 560 + 4 | 490 + 4 | 50 mini |
| | | 55 - BV4604B | 51 - BV4604B | + 1 | + 1 | |
| | | 55 - BI7604XT | | 490 | 560 | 50 mini |

Important Notes For Installation

IMPORTANT NOTE:

Minimum distance from hob to back wall is subjected to the type of materials for the back splash/ back wall and the size of the cookware. Leave a bigger distance if large cookware will be used.

MODELS:
BGA4802B
BGA4803B



IMPORTANT NOTE:

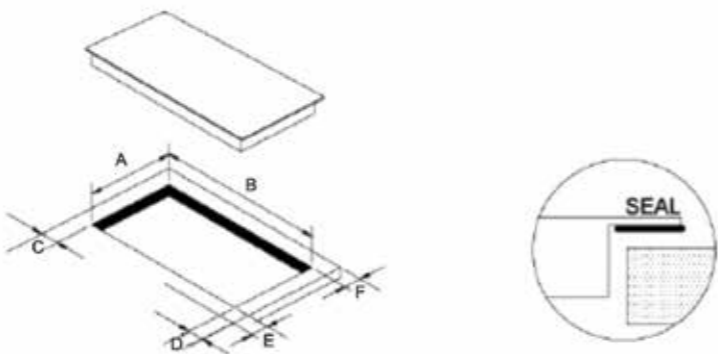
Most hobs malfunctioning issues are related to poor ventilation / wrong installation.

For optimum operation, it is important to provide sufficient air ventilation in cabinetry. The induction hob is fitted with a cooling fan that sucks the air through the rear and discharges it to the front.

It is necessary, during installation, to strictly adhere to the recommendations provided in the user manual.

Minimum distance from hob to back wall is subject to the type of materials for the back splash/ back wall and the size of the cookware, when in doubt, please contact Aftersales Service Department at +62 828-170-88999

MODELS:
BI4302B
BV4302B

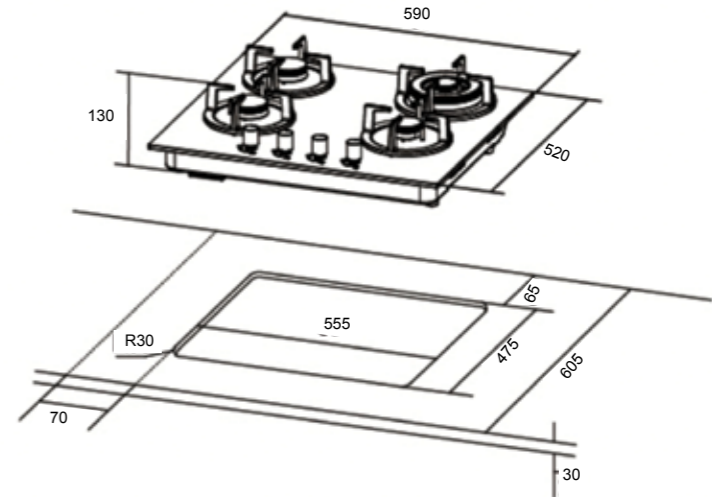


| A(mm) | B(mm) | C(mm) | D(mm) | E(mm) | F(mm) |
|---------|---------|---------|---------|---------|---------|
| 268 + 4 | 500 + 4 | 50 mini | 50 mini | 50 mini | 50 mini |
| - 0 | - 0 | | | | |

IMPORTANT NOTE:

Minimum distance from hob to back wall is subjected to the type of materials for the back splash/ back wall and the size of the cookware. Leave a bigger distance if large cookware will be used.

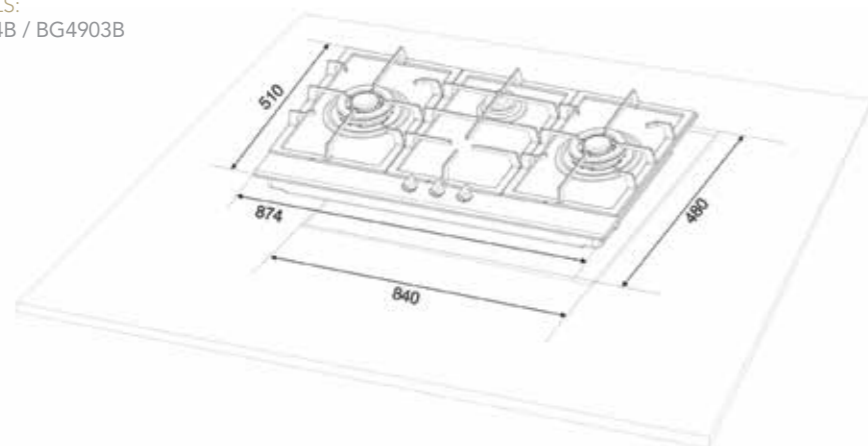
MODEL:
BGA4604B



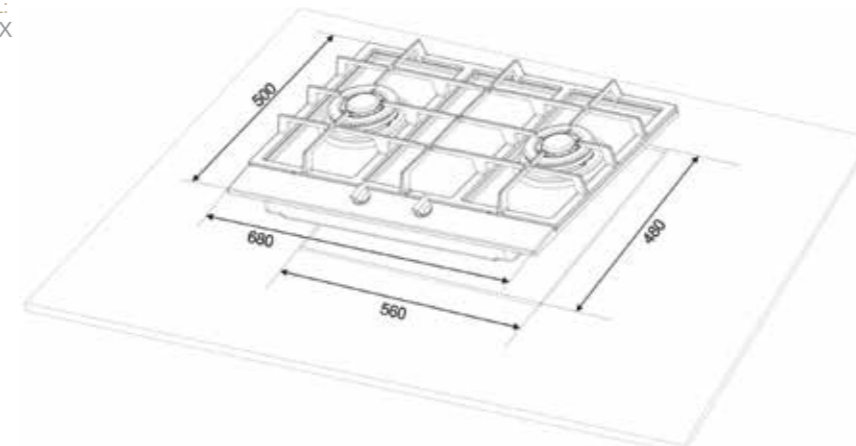
*Dimensions are only given as an indication, and are non-obligatory

*Dimensions are only given as an indication, and are non-obligatory

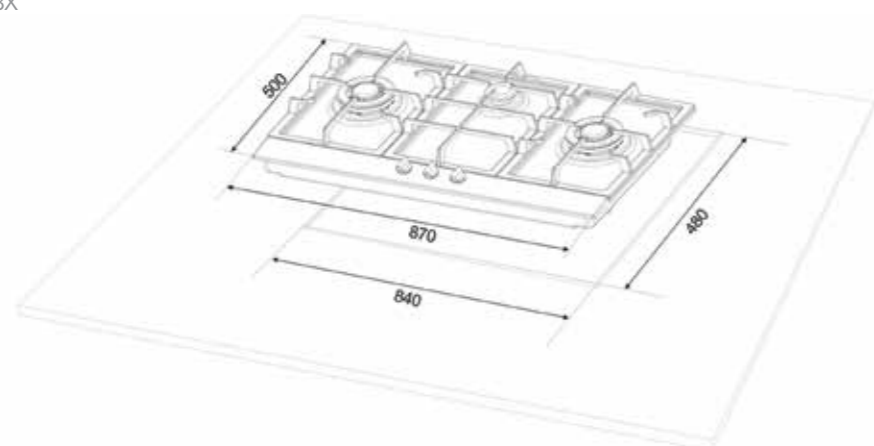
MODELS:
BG4904B / BG4903B



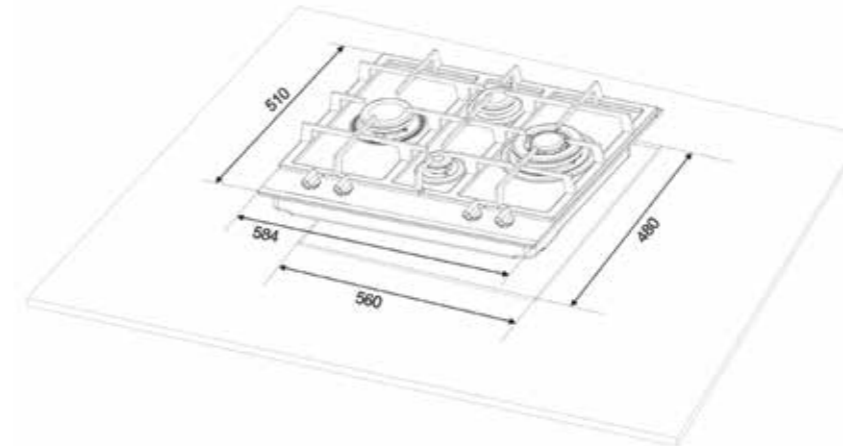
MODEL:
BS4702X



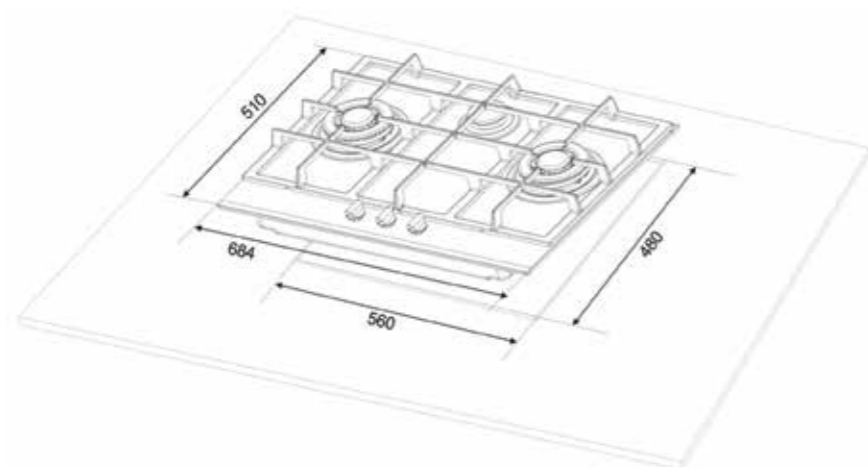
MODEL:
BS4903X



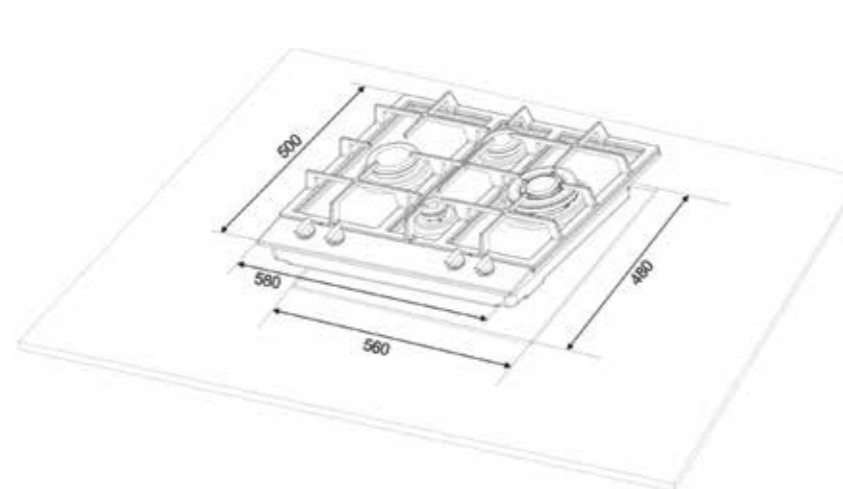
MODEL:
BG4604B



MODELS:
BG4703B / BG4702B



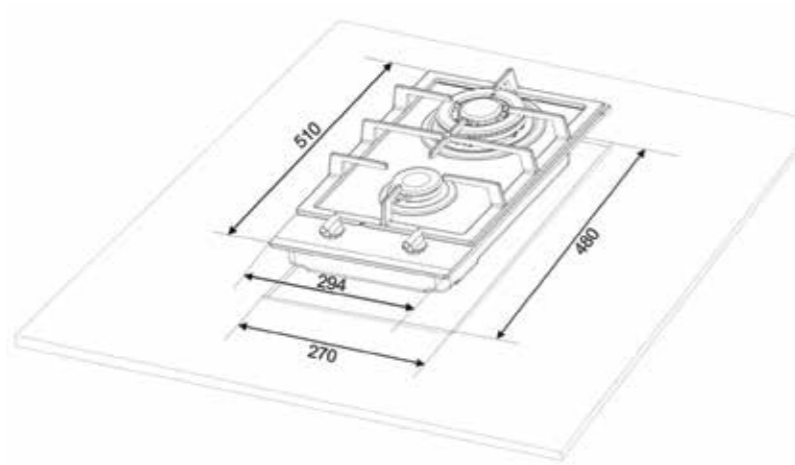
MODEL:
BS4604X



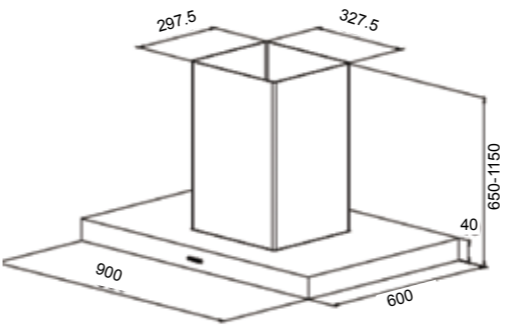
*Dimensions are only given as an indication, and are non-obligatory

*Dimensions are only given as an indication, and are non-obligatory

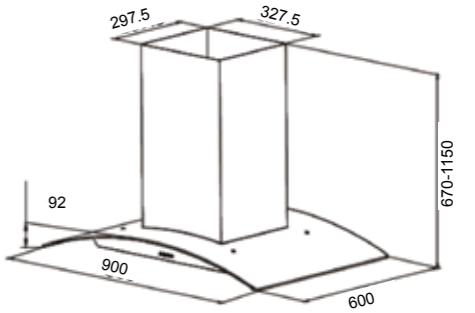
MODELS:
BG4302B / BG4301B



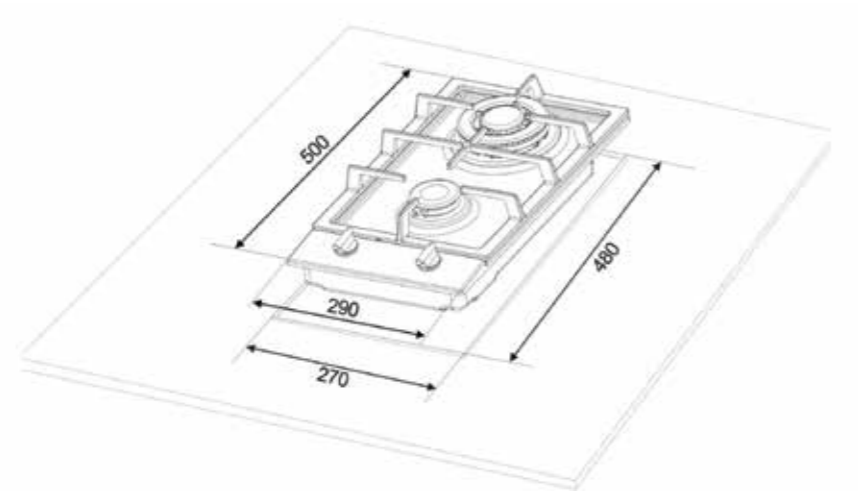
MODEL:
HS4902B



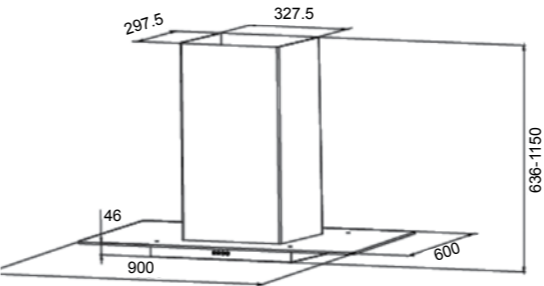
MODEL:
HS4903B



MODELS:
BS4302X / BS4301X



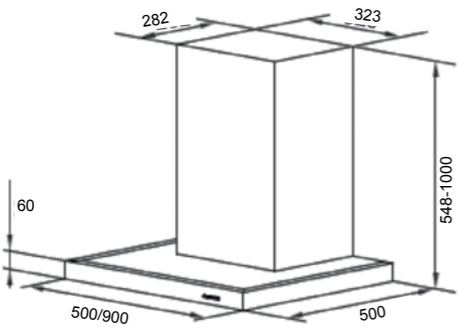
MODEL:
HS4904B



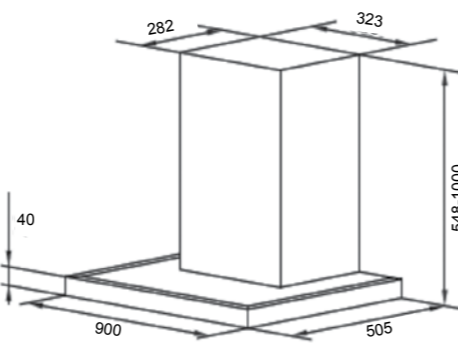
*Dimensions are only given as an indication, and are non-obligatory

*Dimensions are only given as an indication, and are non-obligatory

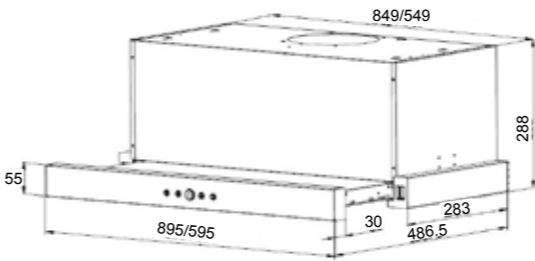
MODEL:
HD4601X



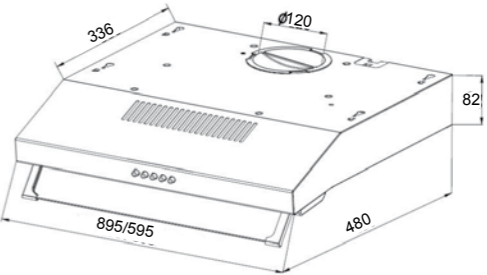
MODEL:
HD4902B



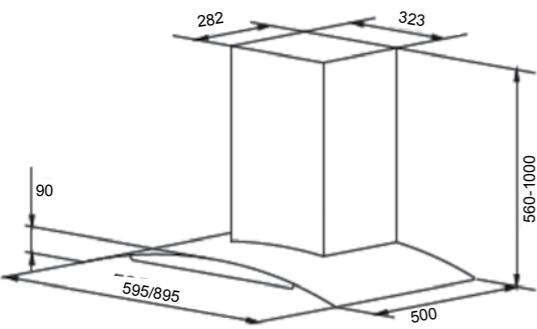
MODEL:
HT5901B / HT5601B



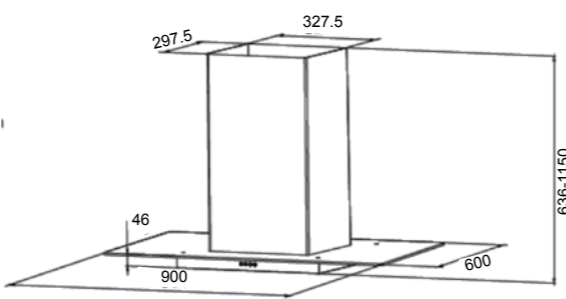
MODEL:
HC6904B / HC6604B



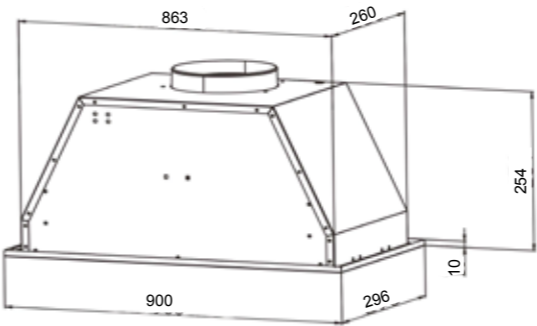
MODEL:
HD4903B / HD4603B



MODEL:
HD4904B



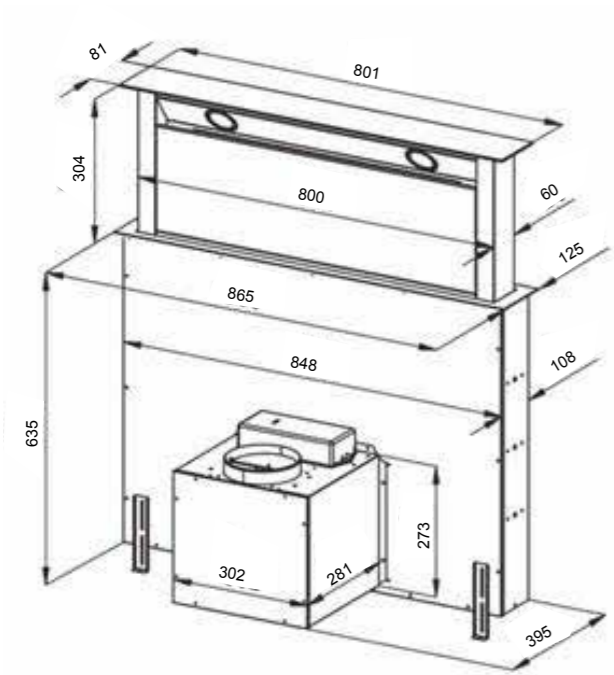
MODEL:
HK7901X



*Dimensions are only given as an indication, and are non-obligatory

*Dimensions are only given as an indication, and are non-obligatory

MODELS:
HA7902B



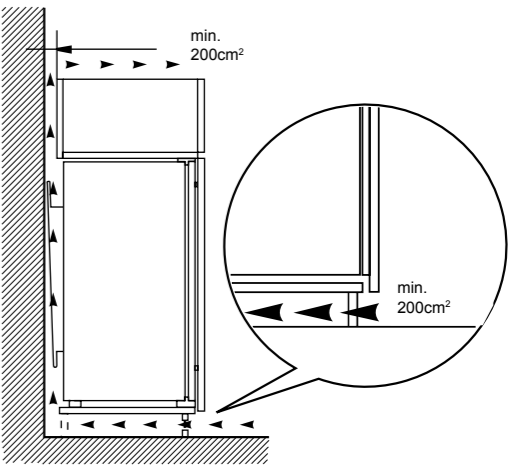
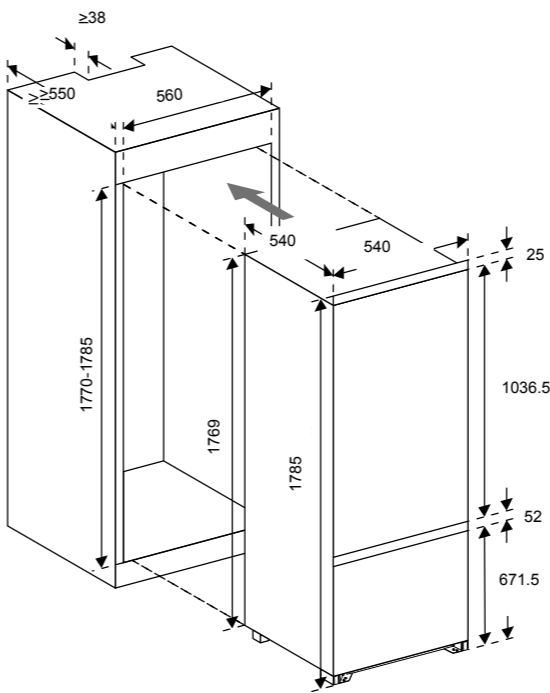
Please refer to installation guide for more details.

The motor of the hood is in front of the body. Please ensure that the space under the worktop and the cabinetry housing the motor is clear of obstruction for optimal airflow. The electronic box must be easily accessible for servicing and maintenance.

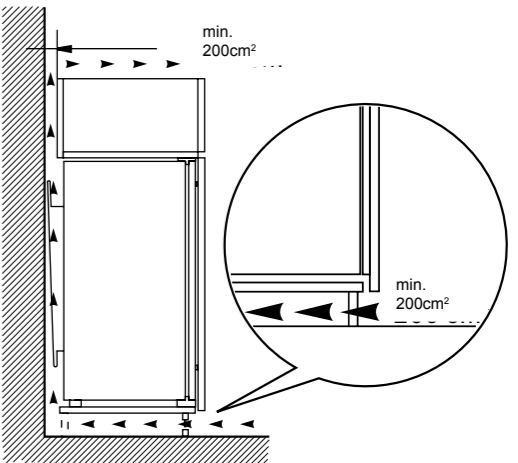
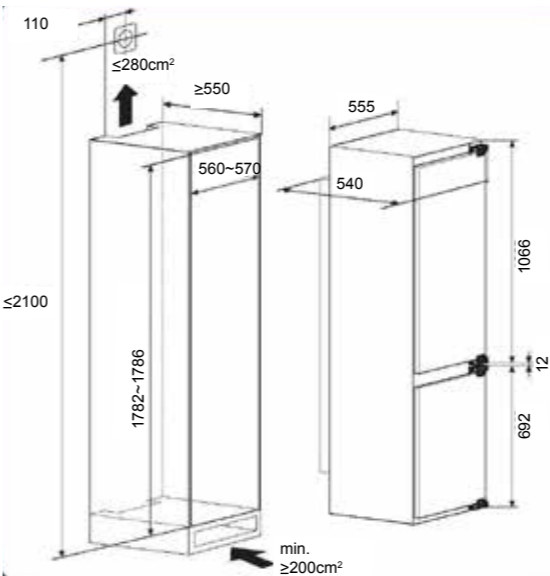
A ducting pipe (not supplied) can be used to direct the airflow out of the cabinetry. Please refer to installation guide for full details.

*Dimensions are only given as an indication, and are non-obligatory

MODEL:
BIBM62502W



MODEL:
BIBM62411W



*Dimensions are only given as an indication, and are non-obligatory

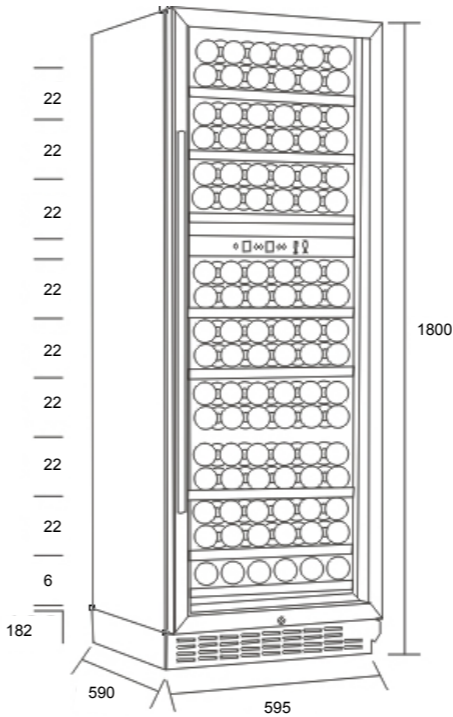
BEFORE INSTALLING YOUR WINE CELLARS...

Before choosing a place to put your built in wine cooler, keep in mind that there are several environmental factors in your home than can hamper the effectiveness of your wine cooler and injure your wine. Your wine cellar is designed to protect against them, but placing the wine cellar in direct contact with them may overwhelm its machinery or force it to over exert itself.

| FACTOR | EFFECT |
|-------------|---|
| Light | Ultraviolet radiation damages wine’s internal chemistry. Always place your wine cellar out of direct sunlight. |
| Temperature | Excessively high or low temperatures make your wine cellar works harder to maintain your set temperature, which may increase your energy costs or overheat the compressor. Always install your wine cellar away from heat sources such as ovens, washing machines, dryers, and dishwashers. When the ambience temperature is higher than the interior temperature of the wine cellar, it is a normal occurrence to have condensation forming on the glass door. |
| Ventilation | Ensure at least two inches of clearance on all sides of the wine cellar to prevent overheating. |

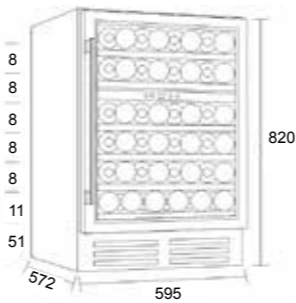
STORAGE PER SHELF

MODEL:
CWD182B



STORAGE PER SHELF

MODEL:
CWD51B







*Dimensions are only given as an indication, and are non-obligatory

*Dimensions are only given as an indication, and are non-obligatory

WEBBER® GALLERY



Find us on:

-  Webber Asia
-  Webber Asia
-  WebberAsia
-  webberasia.com

German Quality & Design

Webber appliances are conceptualised with German Quality and Design in mind. Our appliances are equipped with state of the art technologies as well as user-friendly features to enhance the user’s experiences.

At Webber, we believe that offering you total peace of mind and satisfaction goes beyond offering you a good product. We believe that your experience and relationship with us should begin as soon as you hear about us. We have set up the Webber Gallery for you to experience the full range of Webber appliances; understand the various features and functions and clarify any questions you may have with our Gallery team before you invest in a Webber. After the delivery and installation of your Webber appliances, our Product Specialist will also visit your home to conduct a full product demonstration on the usage and maintenance of our Webber appliances; ensuring that you can fully reap the benefits and features and extend the lifespan of your Webber appliances. Our friendly Customer Care Centre team will also be glad to assist you on any installation or usage issues should the need arise.

Begin your experience with Webber now by visiting us at:

Opening Hours:
Monday & Saturday: 9.00 – 5.00pm
Tuesday – Friday: 9.00 – 6.00pm
Sunday & Public Holidays*: 10.00 – 5.00pm
*Closed on selected public holidays

Webber Gallery
Jakarta Design Centre Jl. Gatot Subroto Kav 53
2nd Floor Jakarta 10260
Phone : +62 021 572 0543
Fax : +62 021 572 0392

WEBBER®

WEBBER’S CUSTOMER SERVICE SUPPORT

All Webber appliances are covered under warranty against manufacturer’s defects for a minimum of 24 months, from date of purchase.



- 5 years warranty:**
 - Hoods’ motors casing
 - Hobs base casings
 - Stainless steel hobs surfaces
- 3 years warranty:**
 - Glass hobs surfaces
 - Gas & Electric ovens glass doors
 - Hoods motors
 - Microwaves ovens’ magnetrons
- 2 years warranty:**
 - Motor turnspit
 - Gas valves
 - Oven doors gaskets
 - Fuse
 - Burners
 - Electric & Gas ovens heating elements
 - Ignition generator on all gas hobs

Value Added Services:
Nationwide coverage support for Technical Support and Servicing

Free Installation Services
(Does not include modifications to cabinetries & worktop surfaces)

Accessories and Product Support:
Complete range in stocks for fast availability

Register your warranty on webberasia.com to receive additional 3 months warranty coverage!

For any service related enquires or purchases of spare parts and accessories, please contact us at:

Webber Customer Care Center:
Jalan Suryopranoto No 85A
Jakarta Pusat 10160, Indonesia
Phone : +62 828 170 88999
Fax : +62 44539692 / +62 828 170 55666



www.webberasia.com

